



CENEGENICS®

NUTRACEUTICAL CATALOG

Elite. Scientific. Effective.



CENEGENICS

Elite Health

CeneGenics prides ourselves in delivering a **science-based, goal-oriented** approach to produce dramatic results. Our premium products range from **optimal wellness formulas** to **sports nutrition** for fitness enthusiasts to competitive athletes. CeneGenics' vitamins and supplements are developed by a team of physicians, formulators, and nutrition & exercise specialists and are manufactured in cGMP, FDA-registered, NSF, NSF Sport registered facilities.

As the **global leaders in Age Management Medicine**, it is with the utmost importance that CeneGenics patients receive the **highest quality nutraceuticals** available. All CeneGenics supplements are manufactured in the United States and undergo extensive testing to ensure they are of the **highest quality**. Each nutritional supplement in our formulary is manufactured according to the latest FDA certified GMP (Good Manufacturing Practices) standards and undergoes **independent third-party analysis** to ensure its safety and efficacy. Through meticulous ingredient selection and rigorous quality assurance/quality control processes, CeneGenics strives to ensure **consistent quality** and **effectiveness** of our formulas. Formulas are designed with sound research and are carefully monitored at every stage of production to deliver a finished product that lives up to its **scientific promise**.



Dr. Beth Traylor, MD

Partner, Cenegenics Las Vegas

*Board President, Cenegenics
Education and Research
Foundation*

Dr. Traylor is a board certified family physician whose interest in Age Management Medicine began several years ago.

Her quest to learn more about bioidentical hormone replacement brought her to the Cenegenics Medical Institute, where she completed the only AMA-accredited training in Age Management Medicine. Dr. Traylor is a Diplomate of the American Board of Family Medicine and a Fellow of the American Academy of Family Physicians.

Dr. Traylor earned her Bachelor of Arts degree in Psychology from the University of Illinois at Chicago. She received her Medical Degree from the University of Health Sciences/Chicago Medical School in 1984 and completed her Family Medicine Residency in 1987 at St. Joseph Hospital, a Northwestern University affiliate. Since that time Dr. Traylor has been in private practice both in an administrative and clinical capacity. She served as Lead Physician and Branch Medical Officer for the San Jose Medical Group, as well as maintaining a full clinical practice with a special area of interest in women's health. Dr. Traylor has chosen to make this exciting new field of Age Management Medicine her primary focus.



Jeffrey Park Leake, MD

*Director of Education,
AMMEF & Cenegenics
Physician Partner,
Cenegenics® Las Vegas*


An expert in nutrition and physiology, Dr. Jeffrey Park Leake has long been known for guiding patients in a preventive health approach.

At AMMEF, he demonstrates the established Cenegenics model for achieving optimal health and youthful aging. Dr. Leake, a board-certified anesthesiologist educated at Ohio State University, held a 23-year tenure at Washington's Harrison Medical Center Bremerton as Chief of Anesthesiology and Medical Director of Surgical Services.

He is a certified personal trainer and is completing training as a "Certified Strength/Conditional Specialist" via the National Strength and Conditioning Association. He avidly pursues backcountry/ extreme skiing, Krav Maga, weight, plyometric and yoga training.

He also is a member of the Endocrine Society, North American Menopause Society, American College of Sports Medicine and National Strength and Conditioning Association.





Dr. Julie McCallen is the President of Cenegenics Denver. She is board-certified in Family Medicine, a member of the Endocrine Society, the International Hormone Society, American Academy of Family Physicians, and the Age Management Medicine Group.

After earning an undergraduate degree in Biochemistry from Cornell University, Dr. McCallen received her MD from the University of Pittsburgh School Of Medicine in 1990. She completed her residency in Family Medicine at the University of Wyoming-Casper in 1993, and served as a civilian physician with the Air Force in Emergency Medicine for 3 years.

From 1996 to 2009 Dr. Julie McCallen's solo rural family practice in southwestern Colorado focused on wellness and corrective hormone therapy. In 2005 she joined Cenegenics Medical Institute, moving to Denver in 2009 to establish Cenegenics Denver. In 2013 she became part of the leadership team for Cenegenics.



Julie McCallen MD

*Chief Medical Officer,
Cenegenics Denver*

Dr. Keith Fleischman, Senior Physician Partner at Cenegenics New York, has been practicing medicine for over 28 years. He has a lifelong interest in health and fitness. A graduate of the University of New England College of Osteopathic Medicine in 1984, he completed Anesthesiology residency at St. Barnabas Medical Center in Livingston, NJ where he received the Robert Dripps award for the outstanding resident in Anesthesiology. He went on to further postgraduate training in Obstetric Anesthesia and Critical Care. He has been selected a "Top Doc in NJ" in the field in a poll of nurses by New Jersey Magazine, held the position of section chief of obstetric anesthesia. He continues to be active in teaching physicians and medical students, and has an association with Robert Wood Johnson medical school as such.

It is the ability to enable people to achieve lifelong health and fitness – developing and maintaining their ability to perform at their highest level – that fuels his passion for Age Management Medicine. He has experienced personally the difference that a proactive approach to aging can make and this personal success has fueled his passion.



Dr. Keith Fleischman, DO

*Senior Physician Partner,
Cenegenics New York City*

Dr. Rush is board certified through the American Board of Emergency Medicine. Committed to medical excellence and proactive medicine, he also completed Physician Training & Certification in Age Management Medicine, sponsored by Cenegenics Education and Research Foundation (CERF). Dr. Rush attained a B.S. in integrated life sciences from Kent State University (Kent, Ohio), then earned his medical degree from Northeastern Ohio Universities College of Medicine (Rootstown, Ohio). He went on to complete an emergency medicine internship and residency at Loma Linda University, California. Ten years later, he graduated from Pfeiffer University in Charlotte, North Carolina, after completing an MBA/MHA executive program. Throughout his prolific medical career, Dr. Rush was a staff physician at McLeod Regional Medical Center in South Carolina and Wake Emergency Physicians in North Carolina. He was consultant/staff physician at South Carolina's Tuomey Healthcare System and ED staff physician at Valley Hospital/Desert Springs Hospital in Las Vegas, Nevada. His medical executive positions included Vice President of Medical Affairs at Coastal Physician Services, Medical Director at CIGNA Healthcare, Vice President of Health Services at PacificCare Health Systems, President/Consultant of Inpatient Physicians Network in Las Vegas, Chief Medical Officer at Hanger Orthopedic Group, and Chief Operating Officer of Cenegenics and is currently the President and Chief Medical Officer of Cenegenics Washington D.C. and President of Cenegenics Global Health .



John J. Rush, M.D.

*CMO & CEO, Cenegenics of
Washington, DC
President, Cenegenics Global
Health*



CENEGENICS®

Supplement Catalogue

Table of Contents

Clinical Strength Formulas

*exclusive to CeneGenics Patients

Brain Enhancer Formula	5
Vascular Formula	6
Joint Formula	7
Anti-Oxidant Formula	8
Prostate Formula	9
Cardio Protect	10
Cardio Protect Plus	10
Sleep Formula	11
Microtabs	11
Co-Q10	12
Melatonin	12
Marine Fish Oil	13
Vitamin D3	13
Alpha Lipoic Acid	14
Magnesium Orotate	14
Rejuviant	15
Bone Defense	15
Comprehensive Multi-Vitamin Mineral Formula	16
Methylation Formula	17
PhytoVitamin	18
Adrenal Support	19
GI Foundation Support Formula	20
GI Foundation for Women	20
EstroProtect	21
DHEA	22
Anti-Aromatase Formula	22
CeneGenics Restorative Probiotic	23
14 Day Essential Detox	24

CeneGenics ELITE Performance Products

Incinerate	26
Power	27
Recovery	28
Muscle Formula	29
Whey Protein	30
Natural Testosterone Formula	31
EstroFreeze	32

Retail Products available at the CeneGenics Online Store

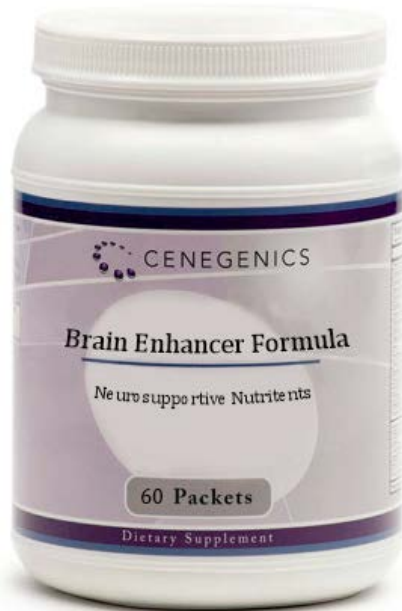
Polar Ft7 Watch	34
Brain Enhancement Multi	35
Restorative Joint Support	36
Anti-Oxidant Defense	37
Cardio Protect <i>Plus</i>	
Cholesterol Defense	38
B-Well Vitality	39
Rest Assured	40
Neo40 Professional	40

CeneGenics Elite Skin Care

Epidermal Activation Treatment	42
Concentrated Restorative Serum	43
Purifying Cleanser	44
Refining Toner	45
Rejuvenating Moisturizer	46



Brain Enhancer Formula



Brain Enhancer can clear cognitive clutter to support a healthy mental capacity.

Does your brain feel **fuzzy**, **forgetful**, and **unfocused**? Stress-related toxins, decreased oxygen flow, as well as excessive adrenaline and cortisol release can impede cognitive function. To maintain **optimal mental function** and provide **cellular communication** throughout the body, the brain needs nutritional support. Brain Enhancer focuses on neurosupportive nutrients that can improve cognitive alertness, memory, and absentmindedness: Acetyl-L-Carnitine, AlphaSize®, DHA Gold®, Ginkgo Biloba, SerinAid®, Lecithin, and Vinpocetine.

Acetyl-L-Carnitine - Related to the essential amino acid L-Carnitine, Acetyl-L-Carnitine (ALC) is a mitochondrial metabolite that can increase the availability of oxygen in the brain to improve blood flow and decrease oxidative stress.

Alpha-Glycerol Phosphoryl Choline (A-GPC) - AlphaSize® - As a precursor to acetylcholine, Alpha-Glycerol Phosphoryl Choline (A-GPC) provides an immediate release of choline into the bloodstream for rapid health benefits.

DHA Gold® - DHA (docosahexaenoic acid) is an omega-3 fatty acid that is essential to cognitive and nervous system health. It is the most abundant omega-3 fatty acid in the brain and a major component of cell membranes.¹

Ginkgo Biloba - Ginkgo, a powerful antioxidant, is a valuable source for promoting circulation in the brain to improve memory function, alertness, and overall cognitive health.

Phosphatidylcholine - Lecithin Triple Strength - Phosphatidylcholine (PC) is a phospholipid, also known as lecithin, which is essential to maintaining membrane function and structure.¹ PC is a delivery form of choline, an essential nutrient for cognitive function

Phosphatidylserine - SerinAid® - A phospholipid derived from soy lecithin, SerinAid® (PS) is involved in distributing molecular messages between cells. It also balances elevated cortisol levels, while improving cognitive function.

Vinpocetine - Vinpocetine is derived from the Periwinkle plant found primarily in West Africa. This extract can assist several cognitive functions, including memory, concentration, and attention span. Vinpocetine increases oxygen in the brain to deter the development of cerebral ailments

Supplement Facts

Serving Size: 1 Packet

Servings Per Container: 60

	Amount Per Serving	%DV
Lecithin (yielding 431 mg phosphatidylcholine)	1,233 mg	**
Acetyl-L-Carnitine (as acetyl-L-carnitine hydrochloride)	500 mg	**
AlphaSize (as alpha-glycerol phosphorylcholine)	200 mg	**
DHA (Docosahexaenoic acid from algae oil)	200 mg	**
SerinAid	200 mg	**
Phosphatidylserine 100mg*		
Phosphatidylcholine 8mg*		
Phosphatidylethanolamine 4mg*		
Phosphatidylinositol 1mg*		
Ginkgo Bioba (leaf, dried extract min 24% ginkgo flavone glycosides, min. 6% terpene lactones, <1 ppm ginkgolic acid)	120 mg	**
Vinpocetine	10 mg	**

**Daily Value(DV) not established

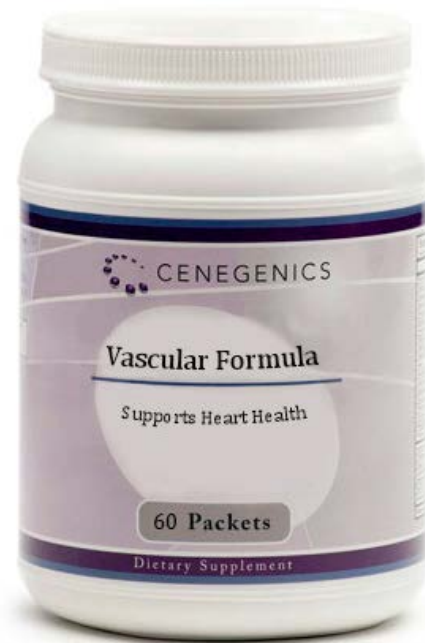
Other Ingredients : Gelatin, cellulose, glycerin, soybean oil, magnesium stearate, hydroxypropyl methylcellulose, polyglycol cyrup, silicon dioxide, and water.



Vascular Formula

Vascular Formula contains a nutritional combination sourced from European, American, and Japanese extractors to meet the finest-quality standards for exceptional heart protection.

A healthy heart relies on vital nutrients to perform optimally. With this in mind, **Vascular Formula** contains essential heart-healthy ingredients to support proper cardiovascular function. If you currently take blood-thinning medication, please consult a physician before taking Vascular Formula, since some of the ingredients have anticoagulant properties.



Supplement Facts		
Serving Size: 1 Packet		
Servings Per Container: 60		
	Amount Per Serving	%DV
Calories	10	
Calories from Fat	10	
Total Fat	1 g	2%
Saturated Fat	0 g	0%
Polyunsaturated Fat	1 g	**
L-CarniPure (as L-carnitine l-tartrate)	1000 mg	**
Marine Lipid Concentrate	1000 mg	**
Supplying the following Omega-3 fatty acids:		
Eicosapentaenoic acid (EPA)	360 mg**	**
Docosahexaenoic acid (DHA)	270 mg**	**
L-Taurine	500 mg	**
Alpha Lipoic Acid	400 mg	**
CoEnzyme Q10 (as ubiquinol QH)	100 mg	**
Resveratrol	250 mg	**
(250 mg of elemental Trans-Resveratrol from 500 mg of polygonum cuspidatum 50% standardized extract)		
**Daily Value(DV) not established		
Other Ingredients: Gelatin, cellulose, glycerin, magnesium stearate, natural mixed tocopherol vitamin E, purified water, caprylic acid, capric acid, natural lemon oil, caramel liquid, and rosemary extract.		

Alpha Lipoic Acid – Alpha Lipoic Acid (ALA) is a “universal” antioxidant that provides intra and extracellular protection throughout the body by neutralizing a broad spectrum of free radicals. Alpha Lipoic Acid protects the heart from oxidative damage and enhance glucose uptake.

CoQ10 – CoQ10 is a vital antioxidant for the heart, as every cell depends on it to form energy (ATP). CoQ10 is an aid in several aspects of heart health; such as preventing cholesterol oxidation, especially in balancing LDL cholesterol levels.


L-Carnitine (L-Carnipure®) - L-Carnitine can improve vascular function in insulin-resistant, overweight patients

L-Taurine - L-Taurine can regulate the heartbeat and maintain blood pressure by balancing nervous system activity and relaxing blood vessels.

Marine Fish Oil - The *American Heart Association* recommends one serving of fish per day for individuals with cardiovascular ailments to receive beneficial omega-3 fatty acids. Overall, fish oil has significant results on triglyceride levels and supplementation is well-tolerated to work with conventional cholesterol therapies.¹

Resveratrol - Resveratrol can aid cholesterol and endothelial function. By improving glutathione production, resveratrol can sustain cell viability and deter oxidation, as well as increase endogenous antioxidant activity to provide more protection against oxidative injuries.

Vascular Formula



Joint Formula



Joint Formula combines superior ingredients for cartilage repair, joint pain relief, and healthy connective tissue.

Everyday activities can be frustrating when tender joints and decreased mobility exist. **Joint Formula** provides relief to sore joints with an impressive combination of nutrients. Some primary ingredients include: 1) **Regenasure®** glucosamine, a natural building block for cartilage, to alleviate and repair sore, damaged joints; 2) **ChondrAIS®** to further relieve joint discomfort and weakened mobility that may come from exercise and other daily activities; and 3) **OptiMSM®**, a sulfuric compound, that provides structural support to connective tissue.

Boswellia Serrata → The boswellia tree is a medicinal plant that is cultivated in Africa, China, India and the Middle East. Boswellia can help inhibit the deterioration of joint tissue and cartilage.¹ With its ability to modulate the immune system and deter inflammation, boswellia can improve pain and swelling conditions related to inflammation

Chondroitin Sulfate (ChondrAIS®) → ChondrAIS®, a chondroitin sulfate manufactured from shark cartilage, is a beneficial nutrient for the production of healthy cartilage. Chondroitin sulfate has anti-inflammatory activity that reduces joint swelling, maintains synovial fluid levels, and spacing between the joints.¹ Chondroitin sulfate reduces the proliferation of proteins to reduce joint inflammation.

Devil's Claw Root → Devil's claw is a shrub found in southern Africa that is used for several conditions, including pain and inflammation.¹ It contains two primary root extracts, iridoic glycoside and harpagoside, which have strong anti-inflammatory properties that alleviate joint pain and inflammation.

Glucosamine Hydrochloride (Regenasure®) → Glucosamine hydrochloride (GH) is a necessary component of healthy joints, including the preservation of cartilage, connective tissue, and synovial fluid. Glucosamine may aid normal metabolic activities to maintain healthy cartilage.

Hyaluronic Acid (Injuv®) → Hyaluronic acid is a natural component of human cartilage, skin collagen, and synovial fluid. Unfortunately, optimum amounts of hyaluronic acid diminish with age, leading to aged skin.

Methylsulfonylmethane (OptiMSM®) → prolonged administration of MSM has been shown to reduce destructive changes in the joints and inhibited immune weaknesses associated with joint inflammation.


Turmeric → As a commonly used spice in traditional Chinese and Indian medicine, turmeric has been used as an anti-inflammatory compound to alleviate allergies, inflammatory ailments, and joint pain.

Supplement Facts

Serving Size: 1 Packet

Servings Per Container: 60

	Amount Per Serving	%DV
Regenasure (as glucosamine hydrochloride)	1000 mg	**
ChondrAIS Shark Cartilage (as chondroitin sulfate)	500 mg	**
OptiMSM (as methylsulfonylmethane)	500 mg	**
Boswellia Serrata (min. 65% boswellic acid) (EPA)	300 mg	**
Devils Claw (Harpogophytum procumbens) root, dried extract, min. 5% harpagosides	250 mg	**
Turmeric (Curcuma longa) root, min. 95% curcuminoids	200 mg	**
Injuv (providing min. 6.3% natural hyaluronic acid)	70 mg	**
**Daily Value(DV) not established		
Other Ingredients : Gelatin, rice bran oil, glycerin, magnesium stearate, purified water, yellow beeswax, and titanium dioxide		



Anti-Oxidant Formula

Anti-Oxidant Formula combines strong antioxidant defenses to inhibit the accumulation of free radicals.

Protect your body from a wide variety of free radicals with a powerful nutritional combination. **Anti-Oxidant Formula** guards the body from the ever-increasing production of free radicals by supplying a powerful combination of antioxidants. Everyday our bodies come in contact with excessive amounts of **free radicals** found in daily stresses, such as the air we breathe and the food we eat. **Anti-Oxidant Formula** gives your body the strong defense it needs to eliminate and fight off these intruders that accelerate aging and cause degenerative ailments.



Anti-Oxidant Formula

Supplement Facts		
Serving Size: 1 pack		
Servings Per Container: 60		
	Amount Per Serving	%DV
Vitamin E (as d-alpha-tocopheryl)	10 IU	33%
N-Acetyl-L-Cysteine	500 mg	**
Quercetin	200 mg	**
Alpha-Lipoic Acid	200 mg	**
Ubiquinol (Kaneka QH reduced form of CoQ10)	100 mg	**
Bilberry (leaf)	125 mg	**
Green Tea Leaf Extract (standardized to 98% polyphenols, 50% EGCG, 80% catechins)	100 mg	**
Enzogenol Pine Bark Extract	25 mg	**
**Daily Value(DV) not established		
Other Ingredients: Gelatin (capsule), hydroxypropyl methylcellulose, cellulose, vegetable stearate, silica, polysorbate 80, polyglycerol fatty acid esters, glycerin, caramel color and medium chain triglycerides		

Alpha Lipoic Acid (Alipure®) → Alpha lipoic acid (ALA) is a potent antioxidant for neutralizing free radicals and preventing further accumulation. ALA can prevent free radical damage in the brain and may be an effective aid in hindering neurodegenerative ailments.

Berry Select™ → Chokeberry, bilberry, and elderberry are anthocyanins that have strong antioxidant properties. The vascular protective properties of these three anthocyanin-rich extracts finding chokeberry, elderberry, and bilberry significantly aided endothelium function to promote vascular health

CoQ10 → Supplementing with 200 mg of CoQ10 rapidly restores CoQ10 levels in the muscles and reduces oxidative stress.

Green Tea → Green tea is rich in catechins, polyphenols, and particularly epigallocatechin gallate (EGCG), which has strong antioxidant values to deter the effects of cognitive decline¹ and prevent oxidative stress in the heart


N-Acetyl-L-Cysteine → N-Acetyl-L-Cysteine (NAC), also known as L-Cysteine, is a sulfur-containing amino acid that is vital to glutathione production. NAC is important to reducing oxidative stress and cleansing the liver from environmental toxins

Pine Bark → Pine bark is rich in procyanidin oligomers, which protect cells from oxidative stress. It enhances antioxidant activity, as it protects glutathione levels from oxidative intruders

Quercetin → Quercetin is a flavonoid that can be obtained through dietary sources like apples, green vegetables, onions, beans, and grapefruit. With excellent antioxidant potential, quercetin can protect the body from dangerous free radicals. Quercetin is able to rid the body of hydrogen peroxide, which is a pervasive oxidant in the body. Reducing hydrogen peroxide helps to inhibit platelet aggregation



Prostate Formula



Prostate Formula includes the beneficial combination of four natural, botanical extracts that are essential to hormonal health.

As men age, they experience **hormonal changes** that can affect prostate and urinary tract health. Specially formulated to support prostate health, **Prostate Formula** contains herbal extracts that may lessen inflammation and restore healthy hormone levels, including Pygeum, Saw Palmetto, Nettle Root, Lycopene (Lyc-O-Mato®), and Cernilton flower pollen extract. This nutritional combination makes Prostate Formula an exceptional source for essential **amino acids**, **carotenoids**, **vitamins**, and **minerals** that are valuable to **prostate and urinary tract health**.

Cernilton Flower Pollen Extract → Cernilton flower pollen is exclusively manufactured in the United States and contains various micronutrients, which are important to prostate health. Research finds excessive cellular growth was inhibited by the extract and due to free radical inhibition proliferation reduced prostate inflammation and improved sperm motility.

Chrysin → Chrysin is a biologically active flavone that is extracted from honey, propolis, and plants. With potent antioxidant and anti-inflammatory properties, it can reduce inflammation and naturally inhibit the excessive production of the aromatase enzyme, which can raise estrogen levels in men.

Lycopene (Lyc-o-mato®) → Lyc-O-Mato® is a unique lycopene formula that offers superior-bioavailability of antioxidants and phytonutrients, including tomato carotenoids to support prostate health.

Nettle Root → A medicinal plant found in various regions, Stinging Nettle has anti-inflammatory properties that benefit prostate health and improve urinary flow.

Pumpkin Seed → Pumpkin seeds, along with other phytotherapeutic agents, have been shown to alleviate symptoms related to prostate ailments in several clinical studies.¹ Pumpkin seed oil has been shown to inhibit the proliferation of cells in the prostate.

Pygeum → As a native evergreen tree that grows in South Africa, Pygeum africanum extract contains active constituents, including phytosterols that benefit prostate health. Pygeum inhibits the growth of abnormal cells and proteins related to an inflamed prostate.

Saw Palmetto → Saw Palmetto extract comes from Saw Palmetto plants that are native to the United States. This potent herb is effective in deterring dihydrotestosterone, a compound that causes abnormal cell proliferation.

Zinc → Zinc is an essential trace element that is crucial to various body functions, including prostate health. The prostate needs high levels of zinc to maintain DNA integrity and regulate cellular growth.¹ One study found that zinc deficiency increases DNA damage and leads to abnormal cell growth.

Supplement Facts


Serving Size: 1 packet

Servings Per Container: 60

	Amount Per Serving	%DV
Zinc (as Zinc Arginate)	10 mg	67%
Nettle (Urtica dioica) root, dried extract, min .8% B-sitosterol	500mg	**
Saw Palmetto (serenoa repens) fruit, dried extract, min 45% fatty acids	320 mg	**
Pygeum (Pygeum africanum) bark, dried extract, min. 2.5% B-sitosterol	100 mg	**
Pumpkin seed (Curcubita pepo seed, 4:1 extract	60 mg	**
Chrysin	50 mg	**
LYC-O-MATO lycopene	20 mg	**

**Daily Value(DV) not established

Other Ingredients : gelatin, rice bran oil, glycerin, cellulose, magnesium stearate, hydroxypropyl methylcellulose, purified water, yellow beeswax, and lecithin



Cardio Protect and Cardio Protect Plus



A heart relies on vital nutrients to perform optimally. With this in mind, **CeneGenics Cardio Protect Formula** contains essential ingredients to support proper heart function.

- Provides 5 Key nutrients that can support healthy cholesterol levels
- Reduces the formation of oxidative stress and inflammation
- Supports optimal functioning of the heart muscle
- Assists in maintaining the normal oxidative state of LDL cholesterol
- Provides essential amino acids promoting the production of glutathione
- Aids in inhibiting cholesterol formation in the liver
- Supports reduction of cholesterol oxidation
- May aid in reducing pro-inflammatory response



CeneGenics® Cardio Protect & Cardio Protect Plus are combinations of cardiovascular-supportive nutrients, including **policosanol**, **Gugulipid®**, **CoQ10** and **Vitamin E**. To maximize the energy and health of your heart, you need a combination of cardiovascular nutrients. **Cardio Protect and Cardio Protect Plus** are formulated to specifically **meet the heart's energy demands**, **provide antioxidant protection**, and **sustain healthy cholesterol levels** by inhibiting the synthesis of cholesterol in the liver. For those who require additional cardiovascular support, **Cardio Protect Plus** includes **red yeast rice**, one of the most effective naturally occurring statins.

Supplement Facts		
Serving Size: 1 packet		
Servings Per Container: 30		
	Amount Per Serving	%DV
Vitamin E (from d-alpha tocopherol)	1400 IU	4667%
Gugulipid (Commiphora mukul)(gum extract) 2.5% guggulsterones	500 mg	**
Coenzyme Q10 (as ubiquinone)	200 mg	**
Policosanol (from cane sugar)	20 mg	**
**Daily Value(DV) not established		
Other Ingredients : Vegetarian capsule, Gelatin, soybean oil, D-limonene oil, mixed tocopherols, glycerin, medium chain triglycerides, turmeric powder, zinc oxide, riboflavin-carmine based colorant, magnesium stearate and water		

Supplement Facts		
Serving Size: 1 packet		
Servings Per Container: 30		
	Amount Per Serving	%DV
Vitamin E (from d-alpha tocopherol)	1400 IU	4667%
Red Yeast Rice	1200 mg	**
Gugulipid (Commiphora mukul)(gum extract) 2.5% guggulsterones	500 mg	**
Coenzyme Q10 (as ubiquinone)	200 mg	**
Policosanol (from cane sugar)	20 mg	**
**Daily Value(DV) not established		
Other Ingredients : Vegetarian capsule, Gelatin, soybean oil, rice bran oil, cellulose, magnesium stearate, yellow beeswax, annatto extract, titanium dioxide and water		

Cardio Protect and Cardio Protect Plus

Sleep Formula



CeneGenics® Sleep Formula is a powerful nutrient blend designed to promote restful sleep and fight against stress related factors. The formula is a mixture of relaxing herbs, vitamins and minerals intended to help you get adequate and sound rest. Sleep Formula is designed to not only aid in falling asleep, but maintain a full and restful night's sleep.

- All-natural blend formulated to support restful sleep
- Helps the body manufacture serotonin
- Improves protective response to stress and anxiety
- Supports healthy mood and positive outlook
- Supports normal, uninterrupted sleep
- Provides crucial Magnesium important to aid in muscle relaxation and deactivation of adrenaline
- Provides Magnesium levels vital for the function of GABA receptors
- Provides a neurotransmitter that the brain requires to "switch off" GABA
- Provides essential amino acids that the body requires to synthesize proteins and serotonin


Supplement Facts		
Serving Size: 6 capsules		
Servings Per Container: 30		
	Amount Per Serving	%DV
Magnesium (as magnesium orotate)	28 mg	7%
L-Tryptophan	1 g	**
GABA (Gamma Aminobutyric Acid)	1 g	**
Relora	500 mg	**
(a proprietary blend of a patented extract from magnolia officinalis bark and a proprietary extract from Phellodendron amurense bark)		
L - Theanine	50 mg	**
Black Pepper Extract	5 mg	**
(Piper nigrum)(fruit)(95% piperine)(BioPerine)		
**Daily Value(DV) not established		
Other Ingredients : HPMC (capsule), microcrystalline cellulose, ascorbyl palmitate, medium-chain triglyceride oil, and silica.		

Microtabs



CeneGenics' pharmaceutical-quality ingredients are compressed into BioG MicroTablets using customized micro-tableting tools. Each vitamin, herbal, and amino acid ingredients comes in the same 7mg weight and 2mm x 2mm MicroTablet size. This results in a mixture that is always homogeneously blended and provides consistent servings. The micro-size of the BioG MicroTabs can enhance absorption and efficiently deliver nutrients where they're needed most.

Supplement Facts		
Serving Size: 3.5 g		
Per Container: 105 g		
	Amount Per Serving	%DV
Proprietary Blend	105 g	**
BioG Fruits and Greens	3.7 g	**
BioG MultiVit/ Mineral Forte	60 g	**
BioG MSM	15 g	**
BioG Curcumin/Ginger	3.75 g	**
BioG Chondroitin/Hyaluronic Acid	22.5 g	**
**Daily Value(DV) not established		



Co-Q10



CoQ10 Features:

- Supports cardiovascular health and heart function
- Promotes physical energy and stamina
- Fights free-radical damage throughout your body
- Promotes immune and cellular health

Coenzyme Q10 is a vitamin-like compound also called **ubiquinone**. It is an essential component of cells and is involved in the production of ATP. **CoQ10 is an antioxidant that is made in the human body.** CoQ10 is needed for basic cell function. **CoQ10 levels decrease with age** and may be low in people with cancer, certain genetic disorders, diabetes, heart conditions, HIV/AIDS, muscular dystrophies, and Parkinson's disease.

Supplement Facts		
Serving Size: 1 Softgel		
Servings Per Container: 30		
	Amount Per Serving	%DV
Vitamin E (as d-alpha tocopherol and mixed tocopherols)	200 IU	667%
Coenzyme Q10 (ubiquinone)	200 mg	**
**Daily Value(DV) not established		
Other Ingredients: D-Limonene Oil, gelatin, medium chain triglycendes, purified water, turmeric powder (color), and zinc oxide (color)		

Melatonin



Melatonin Features:

- Assists in maintaining normal sleep/wake rhythms
- Supports normal immune function by helping maintain the activity of circulating natural killer cells
- Function as an antagonist for stress-induced immunosuppression

Melatonin is a natural hormone nutrient that is synthesized from the amino acid tryptophan by the pineal gland in the back of the brain. Melatonin also occurs in small amounts in a variety of foods. In the body, melatonin appears to regulate sleep/wake cycles, support normal immune function, and protect cells from free radical damage.

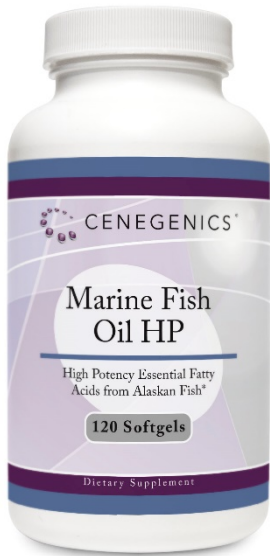
Supplement Facts		
Serving Size: 1 Capsule		
Servings Per Container: 30		
	Amount Per Serving	%DV
Melatonin	6mg	**
**Daily Value(DV) not established		
Other Ingredients: Microcrystalline cellulose, HPMC (capsule), ascorbyl palmitate, L-leucine, and silica.		

CoQ10 and Melatonin



Marine Fish Oil

Vitamin D3




Marine Fish Oil Features:

- Lessens the synthesis and enhances the clearance of cholesterol and triglycerides
- Reduces platelet aggregation
- DHA concentration increases rapidly causing the cell membranes of the retina and visual cortex to develop more quickly
- Omega Fatty Acids give skin a silky feel and healthy glow

Vitamin D3 Features:

- Improved cellular immunity
- Lessens the risk of bone fractures
- Insulin regulation
- Reduces effects of autoimmune illnesses
- Improved Cardiovascular Function by rectifying blood pressure imbalances.



By providing omega-3 fatty acids that are often difficult for many patients to obtain from their diet, **Cenegenics Marine Fish Oil** can help maintain a **healthy fatty acid ratio** and proper **eicosanoid balance**.

Eicosanoids, hormonal compounds derived from various fatty acids, can have positive or negative effects on cellular functions.


Omega-3 fats exert favorable actions on maintaining a normal balance of prostaglandins, leukotrienes, and other eicosanoids, thus helping to **regulate inflammatory responses**.

Vitamin D deficiencies are widely seen among populations with an absence of sun exposure due to conditions dependent on geography and lifestyle. **Vitamin D** is a **pre-hormone**, meaning it has no hormone activity until it is converted by the liver and kidneys into the active steroid hormone.

Vitamin D is synthesized in the skin by UVB irradiation delivered from **sunlight**. **Vitamin D** deficiencies due to absence of sun exposure can lead to **decreases in bone health, cardiovascular function, and cellular immunity**

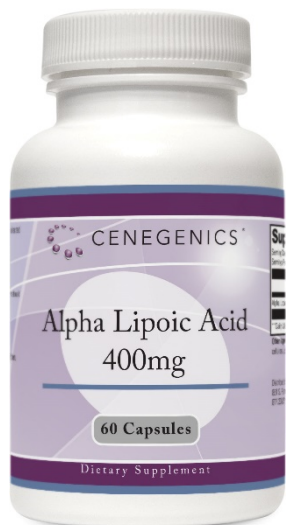
Supplement Facts		
Serving Size: 2 softgels		
Servings Per Container: 60		
	Amount Per Serving	%DV
Calories	30	
Calories from Fat	30	
Total Fat	3 g	5%
Vitamin E (as mixed tocopherols)	20 IU	67%
Fish Oil Concentrate	2.8 g	**
EPA (eicosapentaenoic acid)	1 g	**
DHA (docosahexaenoic acid)	640 mg	**
**Daily Value(DV) not established		
Other Ingredients: Cellulose, hydroxypropyl, methylcellulose, magnesium stearate, and water		

Supplement Facts		
Serving Size: 1 capsule		
Servings Per Container: 30		
	Amount Per Serving	%DV
Vitamin D3 (as cholecalciferol)	5000 IU	1250%
**Daily Value(DV) not established		
Other Ingredients: Cellulose, hydroxypropyl, methylcellulose, magnesium stearate, and water		



Alpha Lipoic Acid

Magnesium Orotate



Alpha Lipoic Acid Features:

- Involved in energy metabolism of proteins, carbohydrates and fats
- Physiological functions in blood glucose disposal, and is able to scavenge a number of free radicals
- Is a fat- and water-soluble, sulfur-containing coenzyme



Magnesium Orotate Features:

- Has been reported to improve blood vessel elasticity, thereby inhibiting atherosclerosis, and lowering blood pressure
- Competitive athletes use it to increase endurance

Alpha Lipoic Acid is a non-vitamin coenzyme that carries out important metabolic and antioxidant functions in the body. Alpha lipoic acid may be a beneficial dietary supplement for those concerned about a more complete antioxidant defense system and maintaining proper glucose metabolism. Dietary and supplementary **alpha lipoic acid** is efficiently absorbed, transported to the tissues, and readily taken up by the cells.

Magnesium orotate is used to treat symptoms of magnesium deficiency, including diabetes, hypertension, dementia, and osteoporosis, and for treating migraines, asthma, chronic lung disease, and cardiac conditions such as heart attack and arrhythmias. Orotates are mineral salts of orotic acid an intermediate in the biosynthesis of DNA and RNA in plants and animals.

Supplement Facts

Serving Size: 1 Capsule
Servings Per Container: 60

	Amount Per Serving	%DV
Alpha Lipoic Acid	400 mg	**

**Daily Value(DV) not established

Other Ingredients: HPMC (capsule), microcrystalline cellulose, ascorbyl palmitate, L-leucine, and silica

Supplement Facts

Serving Size: 1 Capsule
Servings Per Container: 30

	Amount Per Serving	%DV
Magnesium (as magnesium orotate)	28 mg	7%

Other Ingredients: Dicalcium phosphate dihydrate, HPMC (capsule), stearic acid, magnesium stearate, medium-chain triglyceride oil, and silica



Rejuviant



Bone Defense



Cenegenics Rejuviant is designed to help achieve optimal health and longevity by utilizing **Cycloastragenol**.

Cycloastragenol is derived from Astragalus Root and is considered to be the most effective ingredient for reversing the body's natural aging clock by improving telomere length.

Its patent-pending enteric-coated capsule protects against degradation from gastric acid for enhanced delivery.

With this technology, Cenegenics Rejuviant offers all of the incredible benefits of Cycloastragenol with improved bioavailability.

Cenegenics Bone Defense is complete bone nutrition featuring purity-certified, **calcium-rich microcrystalline hydroxyapatite concentrate (MCHC)**, a complex crystalline compound composed primarily of calcium, phosphorus, and organic factors that naturally comprise raw bone. The MCHC in Cal Apatite Bone Builder is cold-processed to preserve the delicate protein matrix and organic factors. Calcium, along with regular exercise and a healthy diet, can play a significant role in **reducing the rate of bone loss or bone thinning and protecting bone strength**.

Supplement Facts

Serving Size: 1 capsule
Servings Per Container: 30

	Amount Per Serving	%DV
Cycloastragenol (a 96% pure concentration of Astragalus root)	7mg	**

**Daily Value(DV) not established

Other Ingredients: microcrystalline cellulose, hydroxypropyl methylcellulose (HPMC), silicon dioxide, chitosan, magnesium stearate, enteric coating

Supplement Facts


Serving Size: 2 capsules
Servings Per Container: 45

	Amount Per Serving	%DV
Vitamin D	400 IU	100%
Calcium as (MCHC)	456 mg	46%
Phosphorus (as MCHC)	238 mg	24%
Microcrystalline Hydroxyapatite Concentrate	2024 mg	**

**Daily Value(DV) not established

Other Ingredients: Capsule (gelatin), microcrystalline cellulose, and magnesium stearate (vegetable)

Comprehensive Multi-Vitamin Mineral Formula



Cenegenics Comprehensive Multi-Vitamin Mineral Formula

contains a balanced combination of vitamins and minerals, including vitamins B, C, D, E, K, Calcium, Magnesium, Zinc, and several more key nutrients that are essential to overall health.



- Designed to promote optimal health genesis at the cellular level
- Helps balance daily nutritional needs
- Formulated to support a healthy environment for the heart, muscles, bones and skin
- Enhances nerve function, digestion, immune function and cellular repair

Supplement Facts		
Serving Size: 1 packet		
Servings Per Container: 30		
	Amount Per Serving	%DV
Vitamin A (5000 IU beta, 1250 acetate)	6250 IU	125%
Vitamin C (ascorbic acid)	500 mg	833%
Vitamin D -3 (cholecalciferol)	600 IU	150%
Vitamin E (as d-alpha tocopheryl)	200 IU	667%
Vitamin K (K1 37.5 mcg) (K2 22.5 mcg)	60 mcg	75%
Thiamine (as Thiamine HCl)	25 mg	1667%
Riboflavin	25 mg	1471%
Niacin (as Niacinamide)	75 mg	375%
Vitamin B-6	100 mg	5000%
Folate (L-methylfolate, Metafolin)	400 mcg	100%
Vitamin B-12	100 mcg	1667%
Biotin	150 mcg	50%
Pantothenic Acid (calcium pantothenate)	75 mg	750%
Calcium (from calcium hydroxyapatite)	500 mg	50%
Magnesium (as Magnesium Glycinate)	200 mg	50%
Zinc (as amino acid chelate)	25 mg	167%
Selenium (as L-selenomethionine)	100 mcg	143%
Manganese (as Manganese Glycinate)	9 mg	450%
Chromium (amino acid chelate)	100 mcg	83%
Molybdenum (amino acid chelate)	200 mcg	267%
Potassium (as Potassium Chloride)	44.5 mg	<2%
Betaine HCl	100 mg	**
Choline (as Choline Bitartrate)	100 mg	**
Inositol	20 mg	**
Lutein (FloraFlo, from marigold)	1 mg	**
Boron (as Boron Citrate)	838 mcg	**
Zeaxanthin (from marigold)	65 mcg	**

**Daily Value(DV) not established

Individuals need an adequate intake of vitamins and minerals to maintain important body functions.

A balanced ratio of nutrients can be obtained through multivitamins; yet, studies have found most individuals do not receive the optimal amount of vitamins that are necessary for overall health.[i] Additionally, it is suggested that more physicians need to educate their patients on the importance of taking a quality multivitamin.[i]

- Vitamin A → An essential fat soluble nutrient, vitamin A is a powerful antioxidant
- Selenium → A trace mineral, selenium is used to produce glutathione, the body's "Master antioxidant"
- Vitamin D3 → both a fat soluble vitamin and a hormone, Vitamin D is necessary for calcium absorption
- Vitamin B1 → needed by every cell in the body to make adenine triphosphate, the primary unit of energy in the body
- Vitamin B2 → an essential cofactor in the metabolism of fats, carbohydrates, and protein
- Vitamin B6 → necessary for proper amino acid metabolism
- Biotin → necessary for healthy cellular growth
- Pantothenic Acid → make many important proteins and metabolic chemicals
- Choline → necessary for intercellular communication
- Zinc → used for vital metabolic functions; is necessary carbohydrate and protein metabolism.
- Chromium → Regulated healthy blood sugar levels, allowing the body to use insulin more effectively
- Molybdenum → an essential trace mineral, molybdenum is utilized by the body to form the active site of many enzymes
- Potassium → an important chemical element, potassium is a prominent electrolyte
- Betaine HCl → maximizes nutrient breakdown and absorption
- Calcium → the most abundant mineral in the body, calcium is an essential nutrient for all living
- Magnesium Glycinate → facilitates the absorption of calcium, therefore helps build healthy bones
- Manganese Glycinate → works as an antioxidant to fight free radicals
- Boron Citrate → may improve immune response by increasing antibody production
- Vitamin E → a powerful antioxidant that is a vital component of DNS repair
- Lutein → antioxidant found in high concentrations in the eye and protects the eye from oxidative stress and high energy light



Methylation Formula




Methylation Formula is a comprehensive formula designed to support **optimal methylation** and help maintain **healthy homocysteine** levels already within normal range. It features five nutrients, provided in activated forms, support enhanced methylation and overall cardiovascular health.*

- Supports Cardiovascular and Neurological Health*
- Supports the Maintenance of Healthy Homocysteine Levels Already Within Normal Range*
- Supports Healthy Methylation of Estrogen, Dopamine, Epinephrine, Heavy Metals, and Environmental Toxins*

Methylation Formula provides 5-methyltetrahydrofolate (active folate), pyridoxal 5'-phosphate (active B6), methylcobalamin (active B12), riboflavin 5'-phosphate (active vitamin B2), and anhydrous betaine (trimethylglycine). These five nutrients promote the process of methylation. *Methylation is the addition of a methyl group (a carbon atom with three hydrogen atoms attached) to proteins, enzymes, chemicals, DNA, or amino acids like homocysteine.* It is a vital and fundamental process that takes place in many biochemical pathways involving **detoxification, cardiovascular health, neurological health, eye health, muscle health, bone health, and redox balance.** Effective methylation also has roles in the biosynthesis and breakdown of catecholamines, such as epinephrine. This is an important aspect of healthy adrenal functioning


Folic Acid (as calcium folinate and 5-methyltetrahydrofolate) → This B vitamin has important roles in detoxification, nervous system function, breast tissue health, prenatal development, and the conversion of homocysteine back to methionine.
Trimethylglycine (as anhydrous betaine) → Found in several tissues in humans, trimethylglycine acts as an alternative methyl donor in homocysteine metabolism. Trimethylglycine may also be a preventive agent against the activation of NF-kappaB.*[7]
Vitamin B12 (as methylcobalamin) → Cyanocobalamin (the form of B12 present in many supplements) has to be converted in the liver to methylcobalamin, the form provided in Methylation Formula. B12 is another methyl donor, and studies suggest that it supports healthy homocysteine levels already within the normal range on its own and in combination with folate.*[8]
Vitamin B6 (as pyridoxal 5'-phosphate) → This coenzyme form of vitamin B6 is the primary bioactive form. It is a coenzyme in approximately 100 enzymatic reactions.[9] Data from the Framingham Study showed an inverse association between homocysteine and good B6 status (as well as B12 and folate).*[10]

Supplement Facts		
Serving Size: 1 capsule		
Servings Per Container: 60		
	Amount Per Serving	%DV
Riboflavin (as riboflavin 5-phosphate sodium)	25 mg	1471%
Vitamin B6 (as pyridoxal 5-phosphate)	10 mg	500%
Folate	2000 mcg	500%
Vitamin B12 (as methylcobalamin)	1000 mcg	16667%
**Daily Value(DV) not established		
Other Ingredients :HPMC (capsule), stearic acid, silica, microcrystalline cellulose, magnesium stearate, and medium chain triglycerides		



PhytoVitamin

PhytoVitamin takes you beyond basic wellness support. It has a proprietary blend of 13 concentrated extracts and phytonutrients with scientifically tested biological activity to protect your cells and maintain DNA stability—activating your health potential like no other supplement.*




Supplement Facts		
Serving Size: 3 capsules		
Servings Per Container: 20		
	Amount Per Serving	%DV
Vitamin A	10000 IU	200%
Vitamin C	120 mg	200%
Vitamin D3	1000 IU	250%
Vitamin E	100 IU	333%
Vitamin K	120 mcg	150%
Thiamin	25 mg	1667%
Riboflavin	15 mg	882%
Niacin	50 mg	250%
Vitamin B6	25 mg	1250%
Biotin	500 mcg	167%
Pantothenic Acid	150 mcg	100%
Iodine	150 mcg	100%
Magnesium	40 mg	10%
Zinc	15 mg	100%
Selenium	100 mcg	143%
Copper	1 mg	50%
Manganese	.5 mg	25%
Chromium	200 mcg	167%
Molybdenum	50 mcg	67%
Choline	25 mg	**
Inositol	25 mg	**
Lycopene	6 mg	**
Zeaxanthin	2 mg	**
Lutein	6 mg	**
Resveratrol	10 mg	**
Proprietary Phytonutrient Blend	400 mg	**
(Citrus bioflavonoid complex, green coffee bean extract, pomegranate whole fruit extract, grape seed extract, blueberry fruit extract, green tear leaf extract, bitter melon fruit extract, prune skin extract, Chinese cinnamon bark powder, indian gum arabic tree bark and heartwood extract, rosemary extract, artichoke leaf extract)		
**Daily Value(DV) not established		

Here's what makes **PhytoVitamin** a great choice.

- Intelligent blend of highly-concentrated, full-spectrum phytonutrients to help you achieve your maximum health potential
- Phytonutrient potential for cell protection and DNA stability, verified by sophisticated in vitro Total ORACFN and Comet assays
- Phytonutrients impact cell signaling to communicate healthy messages throughout the body
- Enhanced with select bioactive plant compounds—including lutein, zeaxanthin, lycopene, and resveratrol
- Optimized with essential vitamins and minerals for multidimensional health support
- Vegetarian capsules are made of plant-derived ingredients and are designed to be easy to swallow

PhytoVitamin



Adrenal Support



Adrenal Support contains only natural ingredients for a safer approach. It provides botanicals with time-tested traditional use that suggest value in modern clinical experience for **strategic stress response support**. Herbal supplements often come with added quality concerns, but our manufacturing partners take added measures on all herbal products for quality assurance. This formula is also suitable for vegetarian use.*

Supplement Facts		
Serving Size: 2 Capsules		
Servings Per Container: 30		
	Amount Per Serving	%DV
Cordyceps Mycelium Extract	800 mg	**
Asian Ginseng Root Extract	400 mg	**
Rhodiola Root Extract	100 mg	**
**Daily Value(DV) not established		
Other Ingredients: Capsule (hydroxypropylmethylcellulose, microcrystalline cellulose, silica, and magnesium stearate)		

Adrenal Support

TURNING OPPORTUNITY INTO SUCCESS... Starts With The Best Training



AGE MANAGEMENT MEDICINE

Learn from the world leader in the field

Ready for a Real change in your medical practice?

Success on every level...


- Practice evidence based medicine with proven results
- Help patients lead healthier, more productive lives
- Increase income beyond your regular practice
- Get out of the insurance mess – no more dealing with government programs
- Build a practice with motivated patients – and high patient retention
- Enjoy your practice again

Learn more at AMMEDUCATION.ORG


Joint Educational Effort
Physician Training & Certification
An Accredited Program Opportunity

Register for training today!
Call 866.350.9031





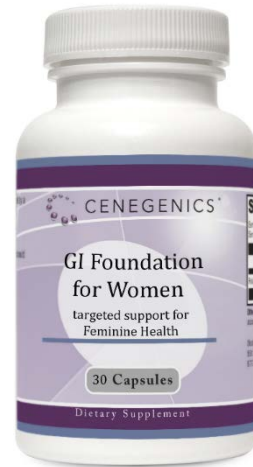
GI Foundation Support Formula



GI Foundation Support Formula is a clinically tested blend of “friendly” bacteria in a dairy free base. This advanced formula is designed to address gastrointestinal symptoms such as abdominal discomfort, bloating, cramping, and urgency. Backed by CeneGenics for purity, clinical reliability, and predicted safety via scientific identification of strains with established health benefits.*


Supplement Facts	
Serving Size: 1 capsule	
Servings Per Container: 30	
	%DV
50:50 Blend of 2 billion live organisms	**
Lactobacillus acidophilus NCFM	**
Bifidobacterium lactis Bi-07	**
**Daily Value(DV) not established	
Other Ingredients: microcrystalline cellulose, silica	

GI Foundation for Women



GI Foundation Support for Women is a unique blend of probiotics taken orally to help maintain a healthy vaginal microflora and support urogenital health. The safety and efficacy of this probiotic combination for women’s health is supported by laboratory research and clinical evaluation.*

Supplement Facts	
Serving Size: 1 capsule	
Servings Per Container: 30	
	%DV
50:50 Blend of 2 billion live organisms	**
Lactobacillus rhamnosus GR-1	**
Lacto bacillus reuteri RC-14	**
**Daily Value(DV) not established	
Other Ingredients : Maltodextrin, capsule (hypromellose, titanium dioxide, microcrystalline cellulose, silicon dioxide, and magnesium stearate	



EstroProtect



EstroProtect is an ideal combination of **DIM** (diindolylmethane) and **SGS™** (glucoraphanin) that helps protect estrogen-sensitive tissues by promoting healthy estrogen metabolism and supporting detoxification and neutralization of harmful estrogen metabolites and xenoestrogens.*


- Supports Healthy Estrogen Metabolism*
- Supports a Healthy Ratio of 2-OH:16alpha-OH*
- Supports Detoxification of Estrogen Metabolites/Intermediates* • Supports Cellular Health in Estrogen-Sensitive Tissues*
- Helps Protect Against Damaging Reactive Oxygen Species, DNA- Damaging Electrophiles, and Cytokines
- Supports Antioxidant Activity with SGS* C

EstroProtect uses a dual-action approach to supporting healthy estrogen-sensitive tissues. First, it provides **diindolylmethane (DIM)** to promote healthy estrogen metabolism and create a better balance of estrogen metabolites (2-OH, 4-OH, 16alpha-OH) through phase I cytochrome P450 enzyme induction and promotion of 2-hydroxylation. Second, the action of DIM is complemented by providing **sulforaphane glucosinolate (SGS)**, which protects tissues from unrestrained oxidative stress and uniquely supports phase II detoxification of harmful estrogen metabolites (e.g., estrogen quinones) and xenoestrogens. These actions may be important for the health of **estrogensensitive tissues**, such as those of the **breast, uterus, cervix, and prostate**.*

DIM (diindolylmethane) → DIM is an advanced metabolite of indole-3-carbinol (I3C), the indole found in cruciferous vegetables. DIM may play a critical role in supporting normal cellular proliferation in estrogen-sensitive tissues.

Sulforaphane Glucosinolate (SGS) → Sulforaphane is the aglycone breakdown product of glucoraphanin, a glucosinolate also known as SGS. The SGS broccoli seed extract used in EstroProtect is a super vegetable that delivers extended antioxidant support and boasts a very high level of glucoraphanin

Supplement Facts		
Serving Size: 2 capsules		
Servings Per Container: 30		
	Amount Per Serving	%DV
DIM (diindolylmethane)	300 mg	**
Glucoraphanin (from broccoli extract) (Brassica oleracea italica)(seed)(SGS)	60 mg	**
**Daily Value(DV) not established		
Other Ingredients : HPMC, stearic acid, magnesium stearate, silica, and microcrystalline cellulose		



DHEA

Anti-Aromatase Formula

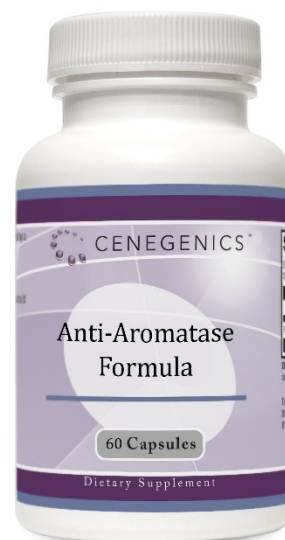


DHEA is involved in a large variety of physiological processes including:

- Immune Function
- Brain Function
- Bone Metabolism
- Blood Lipid Metabolism
- Energy Metabolism

Clinical Applications:

- Supports the Body's Natural Process of Healthy Aromatase Activity*
- May Support Bone, Breast, and Prostate Tissue Health*
- Helps to Relieve Normal Menopausal Symptoms, Such as Hot Flashes*
- Supports Cardiovascular Health*



DHEA is a natural steroid hormone that is synthesized from cholesterol through pregnenolone by the adrenal glands. DHEA acts as an antagonist for glucocorticosteroid hormones and is the parent precursor for other important steroid hormones, such as estradiol and other estrogens, and testosterone. While not a precursor to progesterone, DHEA can indirectly influence progesterone synthesis through a feedback mechanism whereby pregnenolone is converted to progesterone based on DHEA levels.

As scientific knowledge advances, it is becoming more evident that a balance of estrogenic and antiestrogenic activities within the body is normal and optimal, has important effects on the health of estrogen-sensitive tissues, and can help relieve normal menopausal symptoms. Reducing abundant estrogenic activity is one way to support balance. Another approach is to offer the body a "weak" estrogen that can support estrogenic activity when it is low or can replace more potent endogenous or exogenous estrogens. Research suggests that the ingredients in **Anti-Aromatase Formula** do both

Supplement Facts		
Serving Size: 1 Capsule		
Servings Per Container: 30		
	Amount Per Serving	%DV
DHEA	25mg	**
**Daily Value(DV) not established		
Other Ingredients: Gelatin (capsule), Cellulose, Magnesium stearate (vegetable source), and Silicon dioxide		

Supplement Facts		
Serving Size: 2 Capsules		
Servings Per Container: 30		
	Amount Per Serving	%DV
Anti-Aromatase Formula Proprietary Blend	80 mg	**
Norway spruce lignan extract (Picea abies) (knot wood) (90% hydroxymatairesinol potassium acetate) and 8-prenylnaringenin (from hops extract) (Humulus lupulus) (cones)		
**Daily Value(DV) not established		
Other Ingredients: HPMC (capsule), microcrystalline cellulose, ascorbyl palmitate, L-leucine, and silica		

DHEA and Anti-Aromatase



Cenegenics Restorative Probiotic



Cenegenics Restorative Probiotic is a vegetarian, dairy- and gluten-free, four-strain probiotic totaling 100 billion CFU† per capsule. These live microorganisms have proven health benefits and well-established safety, and have been tested for **epithelial cell adhesion** and/or **resistance to low pH**.*

- Helps Maintain a Healthy Intestinal Microecology*
- Supports the Natural Immune Response*
- Supports Bowel Regularity*
- Supports Lactose Digestion*

Supplementation with probiotics has many mechanisms of action that benefit health, including but not limited to: (1) **supporting metabolic activity**, such as the production of short-chain fatty acids and vitamins, nutrient absorption, and digestion of lactose; (2) **adhering to intestinal epithelial cells** to help maintain a healthy balance of organisms in the intestinal tract; (3) helping to establish **populations of good bacteria** after disruption in balance; (4) supporting immune function; (5) promoting intestinal **epithelial cell survival**; (6) supporting healthy bowel function; and (7) **degrading oxalates**

HOWARU™ (*Bifidobacterium lactis* HN019) →

Researchers have identified strain HN019 as having excellent probiotic potential based upon its ability to survive the transit through the human gastrointestinal tract, adhere to epithelial cells, and proliferate ***Lactobacillus acidophilus* (*Lactobacillus acidophilus* La-14)**→ This common inhabitant of the human mouth, intestinal tract, and vagina, is also found in some traditional fermented milks (e.g., kefir) and is widely used in probiotic foods and supplements

***Lactobacillus plantarum* (*Lactobacillus plantarum* Lp-115)**→ This bacteria was isolated from plant material and is abundantly present in lactic acid-fermented foods, such as olives and sauerkraut. In vitro studies have shown that *L. plantarum* strain Lp-115 has excellent adhesion to epithelial cell lines.[13] In addition, *L. plantarum* is resistant to low pH conditions and survives the presence of bile at duodenal concentrations.

***Bifidobacterium longum* (*Bifidobacterium longum* BI-05)**

→The *B. longum* BI-05 strain is well accepted as safe for human consumption. *B. longum* is resistant to low pH and bile salts and is well suited to the intestinal environment


Supplement Facts

Serving Size: 1 capsule
Servings Per Container: 30

	Amount Per Serving	%DV
Proprietary Blend	409 mg (50 Billion CFU)	**
<i>Lactobacillus acidophilus</i> La-14		**
<i>Lactobacillus plantarum</i> Lp-115		**
<i>Bifidobacterium longum</i> BI-05		**
HOWARU Bifido (<i>Bifidobacterium lactis</i> HN019)	167 mg	**

**Daily Value(DV) not established

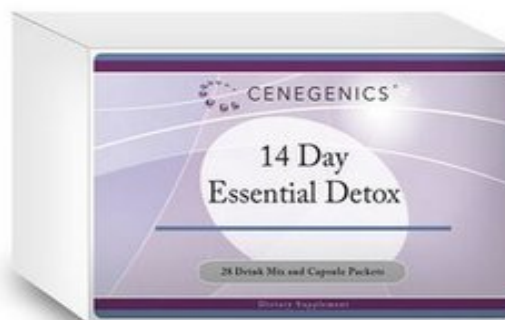
Other Ingredients: HPMC (acid-resistant capsule), microcrystalline cellulose, magnesium stearate, and silica



14 Day Essential Detox

14 Day Essential Detox Features:

- Specific multivitamin/mineral for detoxification enzyme support
- Nutrients for Phase I & II liver support balance
- Alkalizing veggie & fruit blend for antioxidant and metabolic support
- Ensures toxin elimination rather than uptake



Essential Cleanse (single serving drink mix packets)

- A truly superior functional food powder designed to support healthy detoxification. Mix one packet of powder with 8 oz. of water in a blender or shaker bottle and drink twice per day.
- Each serving provides **18 grams of protein** to help maintain muscle during your detoxification program, and to **fuel the liver enzyme systems** that drive the detoxification process.** This easy-to-digest protein comes from **non-GMO, North American grown yellow peas**, providing an excellent array of **amino acids** including healthy levels of the important BCAAs (branched chain amino acids).
- **Essential Cleanse** contains quality macronutrients to **fuel detoxification pathways**, a full multivitamin/mineral for detoxification enzyme support, the nutrients needed to support and balance phase I and II metabolic pathways, and high levels of antioxidant support for **safe detoxification**. This formula also contains **fiber to support intestinal cleansing** and a comprehensive array of herbs to promote optimal liver function.**
- **Essential Cleanse** have a pleasant berry-vanilla flavor, a wonderful, smooth texture, and mixes easily in any beverage. It is free of dairy, gluten, and lactose, and is sweetened with the natural herb stevia.

Essential Amino (3 capsules per packet)

- This formulation is designed to support effective **phase II liver detoxification**, which is essential to prevent the production of intermediate metabolites that could cause symptoms or sensitivity reactions during a detoxification program. Providing nutritional support for phase II detoxification helps **conjugate toxins and prepare them for safe elimination from the body**.** This added support is one of the reasons most people feel so great on the 14 Day Essential Detox.

Essential Enzyme (1 capsule per packet)

- **Essential Enzyme** is a proprietary blend of protease enzymes that helps support efficient digestion and absorption of the protein found in 14 Day Essential Detox.
- Protein digestion is initiated in the stomach. Since liquid meals pass through the stomach more quickly than solid meals, less time in the stomach means less time for digestion. Additionally, many individuals have digestion that is less than optimal and often experience poor digestion and absorption of protein. **Essential Enzyme has been shown to digest over 90% of a typical serving of protein within 30 minutes**. It has been demonstrated to be effective with **pea, whey, soy, egg, casein, and hemp, but not rice protein**.

MAY THE BEST SCIENCE WIN

- ✓ NO PROPRIETARY BLENDS
- ✓ NO ARTIFICIAL SWEETENERS OR COLORS
- ✓ DEVELOPED BY PHYSICIANS
- ✓ DESIGNED TO MAXIMIZE PERFORMANCE



CENEGENICS®
ELITE PERFORMANCE



Cenegenics Elite Performance Incinerate

Cenegenics® ELITE Performance Incinerate is designed to:

- Synergistic combination of phytoandrogens, androgenic adaptogens and herbs
- Improve lipolysis (fat loss)
- Increase fat utilization during exercise with three natural ingredients
- Increase thermogenesis during exercise



Cenegenics® ELITE Performance Incinerate is designed to ramp up your body's natural ability to burn fat. This thermogenic fat burner contains all-natural ingredients, which help utilize excess body fat as an energy source during exercise. The multipath fat loss support of Incinerate works best when combined with a sound diet and structured training program.

DIRECTIONS: As a dietary supplement, take two capsules immediately in the morning and two capsules in the afternoon, or as directed by a physician. For increased effectiveness, take **INCINERATE** 20 minutes prior to eating.

Green Tea Extract – Made from the camellia sinensis plant, green tea extract has shown benefits on lipid oxidation and related fat-burning pathways.

Bitter Orange Extract (10% synephrine) – Molecule similar to ephedrine that has been implicated in increasing the thermic effect of food.

Coleus Forskohlii Extract - The main bioactive ingredient in Coleus forskohlii is called forskolin. Forskolin increases cellular levels of an enzyme called cyclic adenosine monophosphate (cAMP). Elevated cAMP levels are associated with increased rates of fat loss, and can improve the effects of other fat burning compounds.

Green Coffee Extract (Coffea arabica)(bean) - A supplement and/or food product that is derived from Green Coffee Beans. It has similar chemical composition to coffee beans in general but has a much higher content of molecules known as Chlorogenic Acid.

Caffeine – Potent stimulant that has the mechanisms to increase metabolic rate and fat loss.

Caffeine SR – Sustained release form of caffeine.

Cayenne (capsicum annuum) – Colorful and spicy capsicum peppers shown to help the body's diet induced thermogenesis and production of heat.

Supplement Facts		
Serving Size: 2 Capsules		
Servings Per Container: 60		
	Amount Per Serving	%DV
Green Tea Extract (<i>camellia sinensis</i>)(leaf)(98% polyphenols, 45% EGCG) (NLT 2% and NMT 5% caffeine)(NMT 0.5ppm flouride)	500 mg	**
Bitter Orange Extract (<i>Citrus aurantium</i>)(seeds)(10% synephrine)	250 mg	**
Coleus Forskohlii Extract (<i>Coleus forskohlii</i>)(root)(10% forskolin)	125 mg	**
Green Coffee Extract (<i>Coffea arabica</i>)(bean) (50% total chlorogenic acids)(20% chlorogenic acid)	100 mg	**
Caffeine	50 mg	**
Caffeine SR	50 mg	**
Cayenne (<i>capsicum annuum</i>)(fruit)	50 mg	**

** Daily Value (DV) not established.

ELITE Performance Incinerate



Ceneogenics ELITE Performance Power



Ceneogenics ELITE Performance Power Formula is a custom formulated product designed to enhance strength, endurance, focus, energy and power for expert and novice athletes.

- Sharpen mental alertness and focus
- Increase energy levels
- Improve oxygen flow in the body
- Limit muscular fatigue
- Promote vascular pumps

Backed by current sport supplementation research and all-natural ingredients, the **Ceneogenics ELITE Power Formula** is one of the only pre-workout brands on the market sweetened with all-natural sugars (Stevia, D-Ribose) and contains the energy and muscle growth enhancer *cordyceps sinensis*.

Ceneogenics ELITE Performance Power is like no other pre-workout formula on the market, delivering proven ingredients and dosages to increase nitric oxide production, enhance neural drive, and improve aerobic/ anaerobic capacity, endurance, and power for optimal exercise performance. **Ceneogenics ELITE Performance Power** combines breakthrough ingredients in sport supplementation with heavily researched, patented products to produce enhanced performance with minimal stimulants and no artificial colors or sweeteners.*

Classic ingredients such as caffeine, beta-alanine, and nitric oxide boosters will help all parts of your workout but it's the *cordyceps sinensis* and GlycoCarn that will take your training to the next level.

Suggested Usage: On training days, consume 20 to 30 minutes before exercise. On non-training days, one serving may be consumed in the morning, with or without food.


Does Not Contain: Wheat, gluten, yeast, fish, shellfish, peanuts, tree nuts, egg, artificial colors, artificial sweeteners, or artificial preservatives.

Cirtulline → Citrulline is an amino acid that is a key intermediate in the urea cycle. It can be converted to arginine, which is a precursor for nitric oxide and cause endothelial cells to signal surrounding smooth muscles to relax.

GlycoCarn → This antioxidant is shown to increase blood levels of Nitrate and may aid in carnitine retention in muscle before exercise.

Cordyceps → this fungus was used by world record holding Chinese runners due to its abilities to boost energy, strengthen the immune system, increase overall health, treat mental illness, act as an anti-oxidant, has anti-inflammatory properties, and improved gut health. It is also known to increase testosterone production and aerobic capacity.

Supplement Facts			
Serving Size: 2 Scoops (About 14 g)			
Servings Per Container: About 20			
	Amount Per Serving	%DV†	
Calories	20		L-Citrulline
Total Carbohydrate	2 g	<1%	GlycoCarn® (Glycine
Protein	3 g		Propionyl-L-Carnitine HCL, USP)‡
Niacin	50 mg	250%	Red Beet Powder
			500 mg **
			Hawthorn Extract
D-Ribose	2.5 g	**	(<i>Crataegus pinnatifida</i>)(leaves)
Branched Chain Amino Acids (BCAA) 2:1:1	2.5 g	**	Taurine
L-Glutamine	2.5 g	**	250 mg **
Beta-Alanine	1.6 g	**	Caffeine
Cordyceps Extract (<i>Cordyceps sinensis</i>)(mycelium)	1 g	**	100 mg **
† Percent Daily Values are based on a 2,000 calorie diet.			
** Daily Value (DV) not established.			
Other Ingredients: Malic acid, citric acid anhydrous, natural flavors, stevia leaf extract, and silica.			



Cenegenics ELITE Performance Recovery

ELITE Performance Recovery

Cenegenics ELITE Performance Recovery is designed to:

- Replenish energy storage for the next workout
- Provide fast-absorbing amino acids to repair muscle tissue
- Fight lean muscle tissue breakdown (catabolism)
- Blunt cortisol levels to promote a healthy immune system
- Raise anabolic hormones levels to their maximal post-workout potential



Support optimal muscle growth potential and maximize recovery with the **Cenegenics ELITE Performance Recovery**. Rest and proper nutrition are the first steps to a solid recovery but to maximize both of these elements a post-workout formula is critical after the workout for **repairing and rebuilding**. The prime time to get nutrients to the body is the window after a training session and there is no greater product to do that than with the Cenegenics Recovery Formula.

Cenegenics ELITE Performance Recovery is specifically designed to enhance recovery, after exercise by restoring cellular energy, increasing muscle protein synthesis, and optimizing naturally occurring hormone production. Unlike many recovery formulas, **Cenegenics ELITE Performance Recovery** supplies therapeutic doses of researched ingredients and is free of artificial colors and sweeteners. The inclusion of post- training recovery products may improve exercise performance, recovery from exercise, and support the growth and preservation of lean body mass in healthy, exercising individuals.*


Suggested Usage: On training days, consume immediately after exercise. On non-training days, consume throughout the day, with or without food.

Does Not Contain: Wheat, gluten, yeast, fish, shellfish, peanuts, tree nuts, egg, artificial colors, artificial sweeteners, or artificial preservatives.

Supplement Facts			
Serving Size: 2 Scoops (About 16.2 g)			
Servings Per Container: About 20			
	Amount Per Serving	%DV [†]	
Calories	20		D-Ribose
Total Carbohydrate	1 g	<1%	2.5 g **
Protein	3 g		Branched Chain Amino Acids (BCAA) 2:1:1
Vitamin C (ascorbic acid)	1.04 g	1,733%	Creatine (as Creapure® creatine monohydrate)
Magnesium (as Creatine MagnaPower® magnesium creatine chelate)	40 mg	10%	2 g **
Sodium	95 mg	4%	Creatine MagnaPower® (magnesium creatine chelate)
Potassium (as Tripotassium Citrate)	200 mg	6%	500 mg **
L-Glutamine	5 g	**	L-Citrulline
			500 mg **
† Percent Daily Values are based on a 2,000 calorie diet.			
** Daily Value (DV) not established.			
Other Ingredients: Citric acid, sea salt, malic acid, natural flavors, stevia leaf extract, silica, riboflavin, and natural red beet powder.			

Creatine → this nitrogen comprised organic acid is made in the kidney and liver and is shuttled to the muscles/cells that need it. It helps supply energy to all cells, primarily muscle.

Vitamin C → Vitamin C acts as an anti-oxidant enzyme on neutrophils to control redox state.



Muscle Formula



CeneGenics Muscle Formula contains **Fortetropin**, which is the first natural ingredient clinically shown to **reduce serum myostatin levels**. Suppression of myostatin to improve muscle health has been of interest to the medical research community for years.

Fortetropin is manufactured using a proprietary High Grade Handling process and contains a magnified concentration of proteins, peptides and many biologically active growth factors.

- Fortetropin is the **first natural ingredient** clinically shown to reduce serum myostatin levels to promote muscle growth
- Magnified concentration of proteins, peptides and many biologically active growth factors
- Helps **maintain muscle health and prevent sarcopenia**

We believe **CeneGenics Muscle Formula** is an effective dietary supplement to help maintain muscle health and for older adults to **help prevent sarcopenia** – a condition of age related loss of muscle mass and strength.


Myostatin is found in both men and women and its suppression appears to be similar. We have no evidence that it works differently in men and women. Using Muscle Formula to decrease myostatin levels should have similar impacts with respect to myostatin action in both men and women.

Usage: It can be eaten as a dry powder. You can also prepare as a drink by mixing one pouch in approximately 6-8 fluid ounces of cold water and consuming immediately. For best consistency mix in a blender for 20-30 seconds

How it Works:

The key active ingredient in the **CeneGenics Muscle Formula** is **Fortetropin**, which functions as a modulator and **antagonist of myostatin production**. Muscle Formula contains a complex mixture of **proteins, lipids, peptides and other bioactive molecules** derived from fertilized chicken egg yolk pasteurized using a proprietary process that retains the biological activity. Certain moieties in this mixture impart their pro-myogenic activity through action on the TGF- β signaling pathway.

Supplement Facts		
Serving Size: 15 g (1 pouch)		
Servings Per Container: 30		
	Amount Per Serving	%DV
Calories	90	**
Calories from Fat	63	**
Total Fat	7 g	11%
Saturated Fat	2 g	10%
Trans Fat	0 g	**
Cholesterol	250 mg	80%
Sodium	13 mg	0.50%
Total Carbohydrates	2.5 g	1.50%
Dietary Fiber	0 g	**
Dextrose	1.5 g	**
Protein	4.4 g	**
Vitamin A	13%	Vitamin B1 4%
Vitamin B2	12%	Vitamin B5 16%
Vitamin B9	10%	Vitamin C 0%
Calcium	4%	Iron 5%
Phosphorus	15%	Zinc 6%
Fortetropin	13.2 g	**
**Daily Value(DV) not established		
Other Ingredients: Dextrose and natural vanilla flavor		



Cenegenics ELITE Performance Whey Protein



In addition to getting the best raw source of milk (grass-fed New Zealand cows), the **Cenegenics Whey Protein Powders** contain **NONE** of the following ingredients:

- NO** MSG
- NO** Acesulfame-K
- NO** Artificial Flavors
- NO** Artificial Sweeteners
- NO** Artificial Colors
- NO** Aspartame
- NO** Sucralose



A major advantage of protein powders is that they are **convenient**. In a world where everyone is overwhelmed with a busy life, it often becomes difficult to find the time to prepare high-protein meals of fish, lean meats, and eggs. Whey protein has become a **staple supplement** for most athletes and fitness minded individuals due to its **effects on immunity**. A growing number of studies has found whey may potentially **reduce cancer rates, reduce stress and lower cortisol, increase brain serotonin levels, improve liver function** in those suffering from certain forms of hepatitis, **reduce blood pressure, and improve sports related performance**.

Cenegenics Whey Protein is independently lab-tested for authenticity, protein potency, solvent residue, heavy metals, herbicide and pesticide residue, stability, bacteria, yeast and mold.

Cenegenics Whey Protein's active ingredient is **New Zealand whey concentrate 80%** and contains high levels of **growth factors**, such as IGF-1, TGF-1, and TGF-2. Along with its **reduced amount of lactose and fat**, concentrate protein contains much **higher levels of various phospholipids, and various bioactive lipids**, such as conjugated linoleic acid (CLA), and they often contain higher levels of immunoglobulins and lactoferrin.

Whey is a great addition to any diet and can be used anywhere from meal replacement to post-workout supplementation. Use Cenegenics Whey Protein today to **improve muscle protein synthesis, suppress hunger and burn body fat** to achieve the body you always wanted.

Supplement Facts		
Serving Size: 1 Scoop (About 31 g)		
Servings Per Container: About 15		
	Amount Per Serving	%Daily Value†
Calories	140	
Calories from Fat	35	
Total Fat	4 g	6%
Saturated Fat	2.5 g	13%
Cholesterol	45 mg	15%
Total Carbohydrate	5 g	2%
Dietary Fiber	1 g	4%
Sugars	2 g	**
Protein	20 g	
Calcium	70 mg	7%
Sodium	100 mg	4%

† Percent Daily Values are based on a 2000 calorie diet.
 ** Daily Value not established.

Other Ingredients: Whey protein concentrate, natural flavors, sunflower oil, medium-chain triglyceride oil, guar gum, and stevia leaf extract.
Contains: Milk.

Supplement Facts		
Serving Size: 1 Scoop (About 39.4 g)		
Servings Per Container: About 15		
	Amount Per Serving	%Daily Value†
Calories	160	
Calories from Fat	50	
Total Fat	6 g	9%
Saturated Fat	2.5 g	13%
Cholesterol	45 mg	15%
Total Carbohydrate	9 g	3%
Dietary Fiber	4 g	16%
Sugars	2 g	**
Protein	20 g	
Calcium	85 mg	9%
Iron	2 mg	11%
Sodium	130 mg	5%

† Percent Daily Values are based on a 2000 calorie diet.
 ** Daily Value not established.

Other Ingredients: Whey protein concentrate, cocoa powder, sunflower oil, natural flavors, medium-chain triglyceride oil, guar gum, and stevia leaf extract.
Contains: Milk.



Natural Testosterone Formula



Cenegenics ELITE Performance Natural Testosterone Formula is designed to help promote healthy testosterone levels for enhanced vitality and sexual health. This combination of naturally occurring ingredients may be used to improve testosterone production to support libido, energy and wellness.

- Designed to help promote optimal testosterone function
- Synergistic combination of phytoandrogens, androgenic adaptogens and herbs
- Maintains the health of testosterone producing glands
- Supports the healthy functions of testosterone responsive tissue in both men and women
- Natural formulation that offers hormone-free support of testosterone function

The primary functions of the ELITE Performance Natural Testosterone Formula are to support the natural production of testosterone and other androgens by gonadal tissue in both men and women, and to support how tissues throughout the body respond to testosterone. This is accomplished by supporting the function of testosterone producing glands in both genders, and by supporting the function of testosterone tissues through the use of herbs that mimic the actions of testosterone.

The Cenegenics ELITE Performance Natural Testosterone Formula is an all-natural formulation designed to promote both optimal production and the optimal function of testosterone by providing support for each of the twelve specific actions involved in testosterone hormone production and function.

1. Increased Testosterone Production
2. Increased action of HPG Axis
3. Increased Testosterone Levels
4. Increased Sexual Function in men
5. Increased Sexual Function in women
6. Increased Nitric Oxide
7. Increased Anabolic Activity
8. Decreased Excessive Cortisol activity
9. Decreased Prolactin levels
10. Increased Gonadotrophic activity (FSH &/or LH)
11. Increased Male Reproductive ability
12. Increased Female Reproductive ability

Mucuna Pruriens Extract - action on the hypothalamus-pituitary-gonadal axis

Maca Root - A potent testosterone mimetic that improves sexual function in both men and women independent of testosterone or estrogen activity

Tribulus Terrestris Extract - A plant from Ayurveda where the root and fruits are used for male virility and general vitality, respectively.

Longjack 100:1 Extract - A pro-fertility agent and aphrodisiac

Cordyceps Sinensis - Can regulate testicular testosterone production

Muira Puama - increases both sexual desire and sexual function

Horny Goat Weed Extract - Testosterone production through icariin

Damiana leaf - mimic testosterone and act as a sexual stimulant

Panax ginseng root - Increase testosterone and DHT to improve erection quality

Siberian Ginseng Extract - mimetic of testosterone in that it enhanced endurance capacity, elevated cardiovascular function, metabolism altered for sparing glycogen

Supplement Facts

Serving Size: 2 Capsules
Servings Per Container: 60

	Amount Per Serving	%Daily Value
Mucuna Pruriens Extract (<i>Mucuna pruriens</i>)(seeds)(40% L-dopa)	200 mg	**
Maca (<i>Lepidium meyenii</i>)(roots)	180 mg	**
Tribulus terrestris Extract (fruit)(46% saponins)	175 mg	**
Longjack 100:1 Extract (<i>Eurycoma longifolia</i>)(root)	175 mg	**
Cordyceps Extract (<i>Cordyceps sinensis</i>)(mycelium)(7% cordycepic acids)	140 mg	**
Muira Puama (<i>Ptychopetalum olacoides</i>)(bark)	125 mg	**
Horny Goat Weed Extract (<i>Epimedium sagittatum</i>)(aerial parts)(20% icariins)	100 mg	**
Damiana (<i>Turnera diffusa</i>)(leaves)	100 mg	**
Asian Ginseng (<i>Panax ginseng</i>)(aerial parts)(80% ginsenosides)	85 mg	**
Siberian Ginseng Extract (<i>Eleutherococcus senticosus</i>)(root)(0.8% eleutheroside)	50 mg	**

**Daily Value not established.

Other Ingredients: HPMC (capsule), ascorbyl palmitate, L-leucine, medium-chain triglyceride oil, and silica. This package is completely recyclable.



EstroFreeze

Cenegenics® ELITE Performance EstroFreeze is an estrogen-blocking supplement that contains natural plant extracts to support the body's process of healthy hormonal activity. Naturally improve estrogen metabolism.



- Apigenin has been noted to block the signaling of estrogen in the Leydig cells,
- Apigenin reduces the ability of the COX2 pathway
- Norway spruce lignin extract can support the body's natural process of healthy aromatase activity and exert phytoestrogen and antioxidant activity
- Supports the body's natural process of healthy aromatase activity
- May support bone, breast, and prostate tissue health

Cenegenics® ELITE Performance EstroFreeze is an estrogen-blocking supplement that contains natural plant extracts to support the body's process of healthy hormonal activity. In cases of excessive estrogen production, men and women can have serious health consequences. EstroFreeze can support the body's ability to manage increased estrogen levels, naturally.

EstroFreeze is a hormonal support supplement that contains natural plant extracts to support the body's process of healthy hormonal activity. In cases of excessive estrogen production, men and women can have serious health consequences. EstroFreeze can support the body's ability to manage increased estrogen levels, naturally.

When used in conjunction with Cenegenics Muscle Formula and Cenegenics ELITE Performance Natural Testosterone Formula, additional benefits such as improvements in muscle strength and muscle mass may occur.

Supplement Facts		
Serving Size: 2 Capsules		
Servings Per Container: 30		
	Amount Per Serving	%Daily Value
Proprietary Blend	40 mg	**
Norway spruce lignan extract (<i>Picea abies</i>)(knot wood) (90% hydroxymatairesinol potassium acetate) and 8-prenylnaringenin (from hops extract)(<i>Humulus lupulus</i>)(cones)		
Apigenin	40 mg	**
**Daily Value not established.		
Other Ingredients: Microcrystalline cellulose, HPMC (capsule), ascorbyl palmitate, and silica.		

Norway spruce lignan extract (*Picea abies*)(knot wood) (90% hydroxymatairesinol potassium acetate) and 8-prenylnaringenin (from hops extract)(*Humulus lupulus*)(cones) – Delivers phytoestrogenic activity, but it has also been observed to affect aromatase—a cytochrome P450 isoenzyme responsible for the conversion of circulating androgens into estrogens

Apigenin – Bioflavonoid shown to inhibit proliferation and in yeast assays activated both subunits of the estrogen receptor (ERα and ERβ).



ELITE Performance Athletes

Pictures

Pictures

ELITE Performance Athletes



Polar Watch

NAME

- BULLET POINTS



*Available in other colors

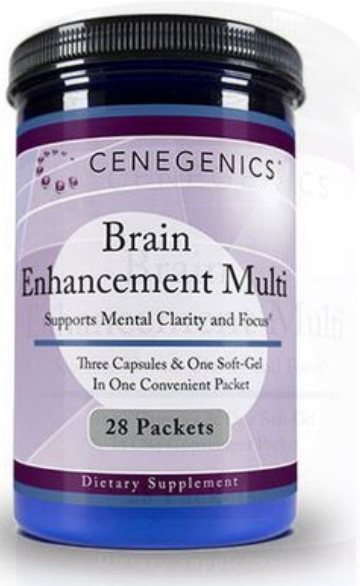
Features:

- The EnergyPointer tells you if the main effect of your training is fitness improvement or fat burning
- Displays calories burned
- Comes with comfortable fabric transmitter and coded heart rate transmission to avoid cross-talk
- Suitable for swimming

SUPPLEMENT FACTS (Picture)



Brain Enhancement Multi



CeneGenics Brain Enhancement Multi focuses on neuro-supportive nutrients that can improve cognitive alertness, memory, and absent-mindedness.

Stress-related toxins, decreased oxygen flow, as well as excessive adrenaline and cortisol release can impede cognitive function. To maintain optimal mental function and provide cellular communication throughout the body, the brain needs nutritional support.

- Provides powerful antioxidants for optimal cognitive function and neurological health
- Promotes blood flow to the central nervous system
- Contains Neuro-supportive nutrients that can improve alertness, memory and absent mindedness
- Can clear cognitive clutter to support a healthy mental capacity
- Increases the availability of oxygen in the brain to improve blood flow
- Protects the brain from oxidative stress
- Provides for a release of choline into the bloodstream which is essential to the functioning of the central nervous system
- May improve growth hormone secretion in older adults
- Promotes circulation in the brain to improve alertness and memory function
- Stimulates various neuron components of the brain and provide neuroprotection

Contains: Soy.

Phosphatidylcholine

Acetyl-L-Carnitine HCl

Alpha Glycerylphosphorylcholine

Ginkgo Extract (Ginkgo biloba)


Phosphatidylserine

Vinpocetine

Supplement Facts		
Serving Size: 1 Packet		
Servings Per Container: 28		
	Amount Per Serving	%DV [†]
Calories	10	
Calories from Fat	10	
Total Fat	<1 g	<1%
Soy Lecithin	1.2 g	**
Phosphatidylcholine	420 mg	**
Acetyl-L-Carnitine HCl	500 mg	**
Alpha Glycerylphosphorylcholine	200 mg	**
Ginkgo Extract (<i>Ginkgo biloba</i>) (leaves) (24% flavone glycosides and 6% terpene lactones)	120 mg	**
Phosphatidylserine	100 mg	**
Vinpocetine	10 mg	**

† Percent Daily Values are based on a 2,000 calorie diet.
**Daily Values (DV) not established.

Brain Enhancement Multi



Restorative Joint Support

Cenegenics® Restorative Joint Support combines the leading ingredients to support joint health and enhance cartilage repair.

- Superior ingredients for cartilage repair, joint pain relief, and healthy connective tissue
- Provides relief to sore joints with an impressive combination of nutrients
- Reduces inflammation while supporting and maintaining cartilage and synovial fluid
- Increases structural support to connective tissue while inhibiting tissue degeneration
- Includes natural building blocks for cartilage repair
- Reduces severity of arthritic symptoms
- Provides needed nutrients for joint and tissue repair
- May relieve joint pain and reduce chronic muscle tension
- Increase the volume of synovial fluid



Cenegenics® Restorative Joint Support may also lower inflammation, which could lead to reductions in joint pain – available in one, convenient formula.

Everyday activities can be frustrating when tender joints and decreased mobility exist. Joint Formula provides relief to sore joints with an impressive combination of nutrients. Some primary ingredients include: 1) Glucosamine, a natural building block for cartilage, to alleviate and repair sore, damaged joints; 2) Chondroitin® to further relieve joint discomfort and weakened mobility that may come from exercise and other daily activities; and 3) MSM, a sulfuric compound, that provides structural support to connective tissue.

Supplement Facts		
Serving Size: 4 Capsules		
Servings Per Container: 30		
	Amount Per Serving	%Daily Value
Glucosamine Sulfate (as glucosamine sulfate potassium chloride)	1 g	**
Chondroitin Sulfate	500 mg	**
Methylsulfonylmethane	500 mg	**
Boswellia Extract (<i>Boswellia serrata</i>)(gum resin)(65% boswellic acids)	300 mg	**
Devil's Claw Extract (<i>Harpagophytum procumbens</i>)(root)(2% harpagoside)	250 mg	**
Turmeric Extract (<i>Curcuma longa</i>)(root)(95% curcuminoids)	200 mg	**
Hyaluronic Acid	6.3 mg	**

**Daily Value not established.

Contains: Crustacean Shellfish.

Boswellia Serrata - The boswellia tree is a medicinal plant cultivated in Africa, China, India and the Middle East. Boswellia can help inhibit the deterioration of joint tissue and cartilage and can improve pain and swelling conditions related to inflammation.

Chondroitin Sulfate - Chondroitin sulfate manufactured from shark cartilage with anti-inflammatory activity that reduces joint swelling, maintains synovial fluid levels, and spacing between the joints. Chondroitin sulfate reduces the proliferation of proteins to reduce joint inflammation.

Devil's Claw Root - Devil's claw is a shrub found in southern Africa that contains two primary root extracts, iridoid glycoside and harpagoside, which have strong anti-inflammatory properties that alleviate joint pain and inflammation.

Glucosamine Hydrochloride - Glucosamine hydrochloride (GH) is a necessary component of healthy joints, including the preservation of cartilage, connective tissue, and synovial fluid. Glucosamine may aid normal metabolic activities to maintain healthy cartilage.

Turmeric - Curcumin, a substance in turmeric, may help to reduce inflammation. It can ease symptoms of osteoarthritis and rheumatoid arthritis, like pain and inflammation.

Hyaluronic Acid - Hyaluronic acid is a natural component of human cartilage, skin collagen, and synovial fluid. Restoring Hyaluronic Acid can improve protein-binding activity and enhance tissue production to deter the effects of aging skin.



Anti-Oxidant Defense



Mother Nature provides thousands of different antioxidants in fruits, vegetables, whole grains, nuts, and legumes to help your body protect itself from the rigors of oxidation (deterioration). However, in today's environment, we don't always eat like we should, and your body needs its' best defense; antioxidants are crucial to your health! **Anti-Oxidant Defense** promotes a strong defense and guards your body from unwanted elements causing stress.

- Aids in limiting the buildup of compounds called reactive oxygen species (ROS) that are normally produced as a byproduct of cellular energy production.
- Supports the reduction of Oxidative Stress
- Defends against free radicals

When **excessive oxidation** occurs for prolonged periods, it can take a toll on the system. Changes occur in cells which include damage to fatty acids, inactivation of enzymes, deterioration of cell membranes, breakdown of proteins, and damage to the DNA. For instance, if **oxidants damage DNA**, the eventual consequence could be a higher likelihood of cancer. If the damage occurs in arteries that supply blood to the heart, it could lead to hardening of the arteries and a heart attack. All these changes lead to disease and premature aging. Over the past few years, scientific evidence has slowly accumulated indicating that taking **antioxidant supplements** could potentially **reduce the risk of certain illnesses and maintain brain health**. There is, as of now, no proof that ingesting antioxidant supplements prolongs life span in humans, but enough evidence has accumulated on the benefits of antioxidants that one should not casually dismiss their potential in improving quality of life and slowing the progression of certain chronic degenerative disorders.

N-Acetyl-L-Cysteine → metabolizes into Glutathione, the body's master antioxidant. NAC can both stave off disease and play an important role in boosting the immune system.

Quercetin → Quercetin helps prevent or treat heart disease, diabetes, hypertension, allergic reactions, asthma, arthritis, cancer and prostate problems. Improves athletic performance, bone health and the immune response, prevents fatigue, reduces recovery time, boosts energy, and inhibits normal cellular proliferation.

Alpha-Lipoic Acid → can prevent further accumulation of free radicals. This antioxidant is vital to cellular energy production, and helps to neutralize the damage caused by free radicals.

Green Tea Polyphenols → reduces the formation of abnormal cells in smooth muscle tissue. These free radicals are known to play a role in aging and all sorts of diseases. One of the more powerful compounds in green tea is the antioxidant Epigallocatechin Gallate (EGCG), which has been studied to treat various diseases.

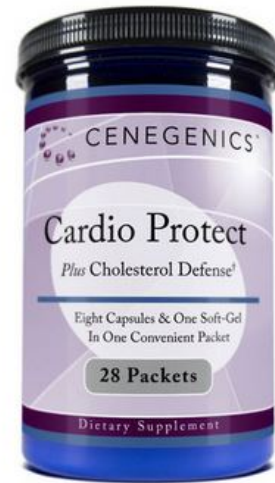
Pine Bark Extract → may support a healthy blood glucose level already within normal limits and supports healthy blood pressure already within the normal range.

Supplement Facts		
Serving Size: 3 Capsules		
Servings Per Container: 30		
	Amount Per Serving	%DV
N-Acetyl-L-Cysteine	500 mg	**
Quercetin (as quercetin dihydrate from <i>Sophora japonica</i>)(bud)	400 mg	**
Alpha-Lipoic Acid	200 mg	**
Proprietary Blend	125 mg	**
Grape (<i>Vitis vinifera</i>)(seed, skin, and pulp), pomegranate (<i>Punica granatum</i>)(whole fruit), blueberry (<i>Vaccinium uliginosum</i>)(whole berry), chokeberry (<i>Aronia arbutifolia</i>)(whole berry), mangosteen (<i>Garcinia mangostana</i>)(skin), cranberry (<i>Vaccinium macrocarpon</i>)(whole berry), goji berry (<i>Lycium barbarum</i>)(whole berry), apple (<i>Malus pumila</i> Mill)(skin), bilberry (<i>Vaccinium myrtillus</i>)(whole berry)(6,000 µmol TE/g)		
Green Tea Aqueous Extract (<i>Camellia sinensis</i>)(leaf)	100 mg	**
(80% polyphenols, 60% catechins, 30% EGCG, 6% caffeine)		
Pine Bark Extract (<i>Pinus pinaster</i>)(bark)(95% proanthocyanidins)	20 mg	**
**Daily Value (DV) not established.		



Cardio Protect *Plus* Cholesterol Defense

- Provides essential amino acids promoting the production of glutathione
- Aids in inhibiting cholesterol formation in the liver
- Supports reduction of cholesterol oxidation
- May aid in reducing pro-inflammatory response
- Provides 5 Key nutrients that can support healthy cholesterol levels
- Reduces the formation of oxidative stress and inflammation
- Supports optimal functioning of the heart muscle
- Assists in maintaining the normal oxidative state of LDL cholesterol



Cenegenics® Cardio Protect *Plus* Cholesterol Defense is a combination of cardiovascular-supportive nutrients, including policosanol, Gugulipid®, CoQ10, red yeast rice and Vitamin E. - To maximize the energy and health of your heart, you need a combination of cardiovascular nutrients. Cardio Protect Plus is formulated to specifically meet the heart's energy demands, provide antioxidant protection, and sustain healthy cholesterol levels by inhibiting the synthesis of cholesterol in the liver.

Cardio Protect *Plus* Cholesterol Defense

Supplement Facts		
Serving Size: 1 Packet		
Servings Per Container: 30		
	Amount Per Serving	%DV
Red Yeast Rice (<i>Monascus Purpureus</i>)(seeds)	1.2 g	**
Beta-Sitosterol (from <i>glycine max</i>) (soybean)	1 g	**
D-Ribose	1 g	**
L-Carnitine	500 mg	**
Turmeric Extract (<i>curcuma long</i>)(root)(95% curcuminoids)	250 mg	**
Coenzyme Q10	200mg	**
Policosanol (from <i>Saccharum officinarum</i>)(cane wax)	20 mg	**
Black Pepper Extract (<i>Piper nigrum</i>) (fruit)	5mg	**
**Daily Value(DV) not established		
Other Ingredients : Gelatin, vegetable glycerin, soy lecithin, titanium dioxide color, purified water, HPMC (capsule), microcrystalline cellulose, ascorbyl palmitate, medium-chain triglyceride oil, and silica		


Red Yeast Rice → is a rice fermented by the red yeast *monascus purpureus* and has been used by the Chinese for centuries. It may help control Cholesterol levels.

Beta-Sitosterol → a plant substance that is very similar to cholesterol, working to limit the amount of cholesterol available to enter the body. It has the ability to lower cholesterol as well as boost the immune system.

L-Carnitine → L-Carnitine helps the body convert fat into energy, supports weight loss, and helps mobilize fat from storage

D-Ribose → promotes cellular energy

CoQ10 → Supports cardiovascular health and heart function, promotes physical energy and stamina, and fights free-radical damage throughout your body.



B-Well Vitality



B-Well Vitality is a comprehensive B- complex formula designed to support peak energy levels, optimal methylation and help manage inflammation. Methylation is a vital and fundamental process that takes place in many biochemical pathways involving detoxification, cardiovascular, neurological, eye, muscle, and bone health.

- Supports an increase in the rate of metabolism
- Supports cardiovascular and neurological health
- Supports the maintenance of healthy homocysteine levels already within normal ranges
- Contains added micronutrients such as Choline for healthy liver and muscle function
- Supports healthy methylation of estrogen, dopamine, epinephrine, heavy metals, and environmental toxins
- Aids in the biosynthesis and breakdown of catecholamines
- Maintains healthy skin and muscle tone
- Supports optimal Adrenal function
- Aids in calming and maintaining a healthy nervous system

Riboflavin → Riboflavin is involved in vital metabolic processes in the body, and is necessary for energy production and normal cell function and growth

Vitamin B6 (as P5P) → B vitamins help support adrenal function, help calm and maintain a healthy nervous system, and are necessary for key metabolic processes. Vitamin B6 acts as a coenzyme in the breakdown and utilization of carbohydrates, fats and proteins.

Folic Acid (as 5-Methyltetrahydrofolate) → Folic acid is a B vitamin. It is involved in very important cellular reactions.

Vitamin B12 (as Methylcobalamin) → B12 is vital: this essential micronutrient affects the development and maintenance of red blood cells, nerve cells, and normal myelination (covering) of nerve cells. It also aids in the production of DNA and RNA, and the production of neurotransmitters

TMG (Trimethylglycine) → Trimethylglycine, commonly called betaine, is a nutrient known as a methyl donor. Methyl donors carry and donate methyl molecules, which is important for cell reproduction and other chemical processes in the body.

Inositol → Inositol has its primary function in cell membrane structure and integrity. Inositol is especially important for cells of the bone marrow, eyes, and intestines.

Choline → Choline is not generally considered a vitamin, but it is an essential micronutrient. Choline is vital for healthy liver function and normal brain development.

Supplement Facts


Serving Size: 1 Capsule

Servings Per Container: 60

	Amount Per Serving	%DV
Riboflavin (as riboflavin 5'-phosphate sodium)	25 mg	1470%
Vitamin B6 (as pyridoxal 5'-(phosphate)	10 mg	500%
Folate (as Quatrefolic (6S)-5-Methyltetrahydrofolic acid, Glucosamine Salt, and folic acid)	1000 mcg	250%
Vitamin B12 (as methylcobalamin)	1000 mcg	16667%
TMG (trimethylglycine)	250 mg	**
myo-Inositol	50 mg	**
Choline (as choline bitartrate)	50 mg	**

**Daily Value(DV) not established

Other Ingredients: HPMC (capsule), microcrystalline cellulose, stearic acid, silica, magnesium stearate, and medium-chain triglyceride oil.



Rest-Assured




CeneGenics® Rest-Assured is a powerful nutrient blend designed to promote restful sleep and fight against stress related factors. The formula is a mixture of relaxing herbs, vitamins and minerals intended to help you get adequate and sound rest. Rest-Assured is designed to not only aid in falling asleep, but maintain a full and restful night's sleep.

- All-natural blend formulated to support restful sleep
- Helps the body manufacture serotonin
- Improves protective response to stress and anxiety
- Supports healthy mood and positive outlook
- Supports normal, uninterrupted sleep
- Provides crucial Magnesium important to aid in muscle relaxation and deactivation of adrenaline
- Provides Magnesium levels vital for the function of GABA receptors
- Provides a neurotransmitter that the brain requires to "switch off" GABA
- Provides essential amino acids that the body requires to synthesize proteins and serotonin

Supplement Facts		
Serving Size: 3 Capsules Servings Per Container: 30		
	Amount Per Serving	%DV
Magnesium (as magnesium orotate)	14 mg	4%
L-Tryptophan	500 mg	**
GABA (Gamma Aminobutyric Acid)	500 mg	**
Relora® (a proprietary blend of a patented [™] extract from <i>Magnolia officinalis</i> bark and a proprietary extract from <i>Phellodendron amurense</i> bark)	250 mg	**
L-Theanine	25 mg	**
Black Pepper Extract (<i>Piper nigrum</i>)(fruit)(95% piperine)(BioPerine®)	2.5 mg	**

**Daily Value (DV) not established.

Neo40 Professional




- Promote artery dilation for healthy blood flow
- Support healthy blood pressure levels
- Support cardiovascular and heart health
- Promote increased circulation throughout the body
- Support healthy arterial function

Supplement Facts		
Serving Size: 1 Lozenge		Servings Per Container: 60
Amount Per Serving	% Daily Value	
Vitamin C (as magnesium ascorbate and ascorbic acid)	100 mg	167%
Vitamin B12 (as methylcobalamin)	1000 mcg	16,667%
Folate (as (6S)-5-Methyltetrahydrofolic acid, glucosamine salt)	400 mcg	100%
Proprietary Nitric Oxide Blend Beet Root Powder (root), Hawthorn Berry Extract (berry), L-Citrulline, Sodium Nitrite	425 mg	*

* Daily Value not established

Other Ingredients: mannitol, modified cellulose, xylitol, natural flavors, magnesium vegetable stearate, stevia, silica.

Rest-Assured and Neo40 Professional



CENEGENICS

Elite Skin Care

Cenegenics Elite Skin Care is the first cosmeceutical line with the power to activate dormant cells and restore your skin to a healthier, younger you. Cenegenics Elite Skin Care represents the state of the art for topical therapies. It can be used as standalone product, as an adjunct to your current skin care regimen (moisturizers or cleansing products), or in conjunction with other modalities you may be using.




Epidermal Activation Treatment



In each bottle, 15 Peptides & Growth Factors Function as “messenger molecules” to stimulate cell growth and collagen:

- Carthamus Tinctorius (Safflower) Seed Oil** Acts as a protective barrier to prevent water from leaving your skin
- Niacinamide** Repairs DNA damage, and helps heal broken DNA strands
- Panthenol** Deep moisturizing ability, exfoliating properties, anti-inflammatory
- Alpha Bisabolol** Anti-inflammatory, anti-bacterial, anti-mycotic, anti-phlogistic
- Glycine Soja (Soybean) Extract** Collagen enhancer and reduce cellular damage caused by the UV rays
- Betaine** Strengthens skin barrier, increases fibroblasts proliferation rate
- Glycyrrhiza Glabra (Licorice) Root Extract** Protects the cells’ core – and thus offers DNA protection
- Allantoin** Stimulating new skin cell growth, moisturizing even the driest of skin
- Glycerin** Signals the cells to mature in normal fashion
- Chrysanthellum Indicum** Slows premature aging of the skin, effective anti-inflammatory agent
- Platycodon Grandiflorum Root Extract** Antioxidant activities and inhibition of inflammatory and allergic reaction
- Zizyphus Jujuba Fruit Extract** Antioxidant with rejuvenating properties, inter-cellular communication
- Salvia Officinalis (Sage) Oil** Contains antioxidants that help reverse signs of aging, regulates sebum
- Red Panax Ginseng Extract** Stimulates cellular renewal, induces collagen production
- Panax Ginseng Root Extract** Promotes type I collagen production
- Citrus Unshiu Peel Extract** Promotes the proliferation of dermal fibroblast cells
- Lonicera Japonica Flower Extract** Anti-inflammatory, anti-bacterial and calming properties
- Schizonepeta Tenuifolia Extract** Retards the production of histamine
- Bupleurum Chinense Root Extract** Antiviral, anti-inflammatory and antibacterial properties
- Cnidium Officinale Root Extract** Inhibitory effects on DNA damage
- Codonopsis Lanceolata Root Extract** Antimicrobial, antioxidant, and anti-inflammatory activities
- Poria Cocos Extract** Nurtures the skin cells, minimizing the appearance of aging
- Scutellaria Baicalensis Root Extract** Prevention of damage by
- Uv Morus Alba Bark Extract** Enhances whitening effect, helps the skin and slow its ageing process
- Gardenia Florida Fruit Extract** Cell proliferation and collagen synthesis
- Angelica Dahurica Root Extract** Promotes human cells microcirculation and skin metabolism
- Angelica Gigas Root Extract** Promoted the expression of collagen synthesis-related proteins
- Paeonia Albiflora Root Extract** Anti-inflammatory and skin conditioning agent
- Lavender** Healing agent, anti-septic, anti-fungal
- Tea Tree Oil** Wound healing, anti-oxidant, anti-bacterial, anti-fungal
- Phytosphingosine** Induces pro-collagen synthesis and reduces collagen degradation



CeneGenics Epidermal Activation Treatment is the first high tech age-restoring cocktail of 15 natural peptides and 36 herbal ingredients pivotal in the treatment of maintaining healthy skin.

- Powerful cocktail of 15 natural peptides and 36 herbal ingredients
- Stimulates collagen production
- Rebuilds diminished elasticity and firmness
- Double Layered Nano Encapsulation to deliver ingredients deep into the skin

Epidermal Activation Treatment contains peptides, considered by skin care experts and dermatologists to be one of the most essential ingredients in age restoring skin care. These ingredients are naturally occurring chains of amino acids that act as messengers to instruct our skin to do different things. Some may tell it to “relax” and the result is wrinkle reduction, others may stimulate collagen production – which will firm up the skin from the inside. The inclusion of peptides is key to rebuilding diminished elasticity and firmness. The result is, more youthful looking skin and a beautiful, healthy appearance. This unique activation treatment enhances skin’s dramatic transformation with a natural, powerful cocktail of 15 peptides and 36 other ingredients including growth factors, antioxidants and botanicals. These key ingredients repair the skin and prevent further damage, creating benefits like these:


- Dramatic wrinkle reduction
- Significant increase in production of collagen and elastin
- Rebuilding of skin’s firmness
- Renewal of the epidermis at the cellular level

Note: We use No Artificial Colorings – No Synthetic Fragrances – No Mineral Oil – No Parabens – No Animal Derivatives – No Bleaching & De-odorizing agents – No harsh ingredients

5 ml of product per bottle
2 bottles is sufficient for a 30 Day supply (will vary according to use)



Concentrated Restorative Serum



Cenegenics Concentrated Restorative Formula contains 19 natural ingredients scientifically proven to act as messengers toward receiving stem cells and stimulate skin cells turn-over.

- Proprietary blend of stem cell activators
- Protects skins and visibly fights aging at the cellular level
- Helps restore radiance and suppleness
- Boosts skin's immune function to shield against future aging
- No artificial colorings, synthetic fragrances, mineral oil, parabens, animal derivatives, bleaching & de-odorizing agents

Cenegenics Concentrated Restorative Serum contains EGF, a cellular activator and skin protein which signals aging skin to speed up its renewal process. Cenegenics Concentrated Restorative Serum features a unique and proprietary blend of stem cell activators chosen because of their scientifically proven ability to activate your dormant stem cells.

The **Cenegenics Concentrated Restorative Serum** contains 19 natural ingredients scientifically proven to interact synergistically to stimulate collagen production and boost the skin's immune function to shield against future aging.

Reactivating your dormant stem cells and engaging the use of your own skin cells is the most effective process for skin rejuvenation and regeneration. This remarkable process stimulates collagen production, thereby increasing skin firmness and elasticity for smoother, silkier and more vibrant, younger looking skin!

- Reduces fine lines and wrinkles
- Firms skin and rejuvenates cell proliferation
- Restores skin radiance
- Improves skin elasticity
- Reduces inflammation

Note: We use No Artificial Colorings – No Synthetic Fragrances – No Mineral Oil – No Parabens – No Animal Derivatives –No Bleaching & De-odorizing agents – No harsh ingredients

*1 vial is approximately a 30 day supply

Ingredients:

Human Oligopeptide-1 (Egf) – Epidermal growth factor – Stimulates new cell growth

Blue Green Algae Extract (Afa) – Promotes cellular proliferation

Caviar Extract – Collagen enhancer and Proteins cross linking inhibitor

Soy Phyto Placenta Extract – Reduces wrinkles, restores youthful collagen type III

Argania Spinosa Kernel Oil (Argan Oil) – Skin conditioner, anti-oxidant, anti-microbial

Commiphora Myrrha Oil (Mirrh) – Analgesic, anti-septic, immune modulator

Melaleuca Alternifolia (Tea Tree) Leaf Oil – Wound healing, anti-oxidant, anti-bacterial, anti-fungal

Rosa Canina Seed Extract (Rose Hip Oil) – Wounds healing

Rose Floral Water – Skin emollient, healing and hydration agent

Levulinic Acid – Strong antimicrobial, skin conditioner

Adenosine – Anti-oxidant, Anti-Aging, Cellular Messenger

Citrus Aurantium Dulcis (Orange, Neroli) – Skin circulatory agent, anti-microbial

Hyaluronic Acid – Anti-wrinkle, anti-aging, skin softener, delivery agent


Lavandula Angustifolia (Lavender) Oil – Healing agent, anti-septic, anti-fungal

Tetrahydropiperine (Cosmoperine) – Permeability enhancer, improves nutrient delivery

Tocopherol (Vitamin E) – Anti-oxidant, moisturizing

Anthemis Nobilis Flower Oil (Chamomile Oil) – Anti-inflammatory

Purifying Cleanser



Ingredients:

Water

Decyl Glucoside - Natural, non-ionic surfactant, used for foaming and cleansing products. It is obtained from renewable raw materials, is a combination of plant based fatty alcohols (coconut c8-16) and glucose (corn starch). Decyl Glucoside is a mild surfactant and because it does not dry it is ideal for our formulation.

Cocamidopropyl Betaine (CAPB) - Derived from coconut oil, it is a natural foam booster, emulsifying agent and thickener and to reduce the irritation that purely ionic surfactants would cause. It also has antiseptic properties, making it perfect for our products.

Sodium Cocoamphoacetate - Sodium cocoamphoacetate is a biodegradable mild amphoteric surfactant made from fatty acids from coconut oil. It is a secondary surfactant, foam booster and a viscosity builder. It is perfect for products that are green, mild and safe.

Glycerine - Helps maintain the outer barrier and prevents scaling and dryness. Glycerin combined with other emollients and/or oils is a fundamental cornerstone of most moisturizers.

Lauryl Glucoside - Surfactant, fragrance (can be a mild irritant depending on the concentration used) Obtained from palm kernel or coconut oil fatty acids.

Disodium Cocoyl Glutamate - Mild, non-irritating, all natural, plant based surfactant.

Sodium Lauryl Glucose Carboxylate - Surfactant, detergent and cleansing agent. Derived from coconuts.

Sodium PCA - Skin repairing ingredient. Naturally occurring, naturally derived.

Betaine - From beet root. Improves hydration, anti-irritant, evens tone.

Sorbitol - Similar to glycerin, it is a humectant, thickening agent, and slip agent.

Glycine - Buffering agent that balances the PH value of the cosmetic.

Sorbitol - Similar to glycerin, it is a humectant, thickening agent, and slip agent.

Alanine - Amino Acid, fragrance, skin conditioning, masking.

Glucose Carboxylate - Foaming agent, derived from coconut and corn.

Proline - Anti-oxidant, skin repairing ingredient.

Serine - Anti-oxidant, skin repairing ingredient.

Threonine - Anti-oxidant, skin repairing ingredient.

Arginine - Antioxidant that helps build collagen production.

Lysine - L-lysine is required for the manufacture of collagen; it plays a significant role in supporting a healthy skin, and healthy ligaments and tendons.

Glutamic Acid - Amino acid derived from wheat gluten. It can have water-binding properties for skin.

Chamomile Extract - Used because of its anti-septic and cleansing properties. In addition it reduces redness and swelling through immune modulation. It also speeds wound healing. It reduces the inflammation associated with boils, atopic dermatitis, Eczema, Psoriasis and cuts and rashes. Studies of its wound healing properties demonstrated that it heals wounds faster than placebo or other oils. It also lowers IgE levels and modulates the actions of T- Helper-2 cells making it an effective immune modulator.

Lavender Oil - Lavender oil, because of its healing properties, has many uses including cleaning and treating minor skin abrasions and bites in the skin, lavender has some antioxidant activity, effectively diminishing UV-induced reactive oxidative species generation (ROS). Other reported benefits of lavender oil include a reduction in symptoms of eczema and moderate psoriasis.

Panthenol - This natural ingredient can be found in plants and is a form of vitamin B5, also referred to as pantothenic acid. Panthenol has been deemed safe by the FDA, useful for improving appearances and softening the skin. Because of panthenol's humectant-like properties, it is easily absorbed into layers beneath the skin's surface.

Citric Acid - Citric acid is an alpha hydroxy acid used in personal care products to adjust the acidity or promote skin peeling and re-growth in the case of anti-aging products. Citric acid is naturally found in citric fruits and juices, providing the characteristic acidic taste.

Caprylyl Glycol - Plant derived skin conditioning agent. Used as part of a preservative blend with phenoxyethanol a preservative that meets current global regulations

Oligopeptide-1 - Also called EGF is a growth factor that plays an important role in the regulation of cell growth, proliferation, differentiation and survival. EGF is a highly efficient cell division factor with a variety of biological activity. It can repair epidermis, delay aging, fade speckles, inhibit wrinkles, and moisten skin. The content of EGF in the body determines how old the skin is.

Lecithin - Phospholipid found in the membranes of plant and animal cells. Used as an emollient and water-binding agent.

Phenyl Trimethicone - Creates a protective barrier on the skin that slows down water loss.

Vitis Vinifera - Grape seed oil, emollient, non-fragrant plant oil that also has excellent antioxidant properties.

Sodium Hyaluronate - Sodium hyaluronate has a smaller molecular size as HA (making it especially penetrative), and is able to hold more water than any other natural substance—up to 1,000 times its weight in water. Thanks to these attributes, when applied topically to the skin it can reach deep down into the dermis to combine with, maintain and attract water. It also promotes skin/blood microcirculation and nutrient absorption, and helps maintain normal metabolism. Thanks to its super-sized hydrating properties, sodium hyaluronate will result in smoother, softer skin with decreased wrinkles and an all-around fuller appearance.

Algae Extract - Algae has been shown to stimulate human stem cell recruitment, migration and proliferation. The most nutrient rich and bio-active algae known, full of minerals, vitamins, enzymes, chlorophyll, amino acids, nucleic acids, fatty acids, and DHA. Due to the algae's nutritious soft cell wall, these nutrients are readily available to the body.



Benefits of the CeneGenics Purifying Cleanser Include:

- Blemish Clearing
- Deep Cleansing and Pore Cleansing
- Firming
- Moisturizing
- Nourishing

CeneGenics Purifying Cleanser with EGF & AFA algae extract cleans, conditions and rejuvenates in one simple step. Designed for maximum effectiveness in the fight against skin aging, the **CeneGenics Purifying Cleanser** can be used to remove make-up, dirt, everyday impurities and excess oils secreted by the skin's sebaceous glands, while providing the optimal effects you can possibly get from a facial cleanser.

Packed with anti-oxidants and our age defying ingredients, the Purifying Cleanser cleans deeply, to eliminate all impurities, without stripping the skin of its essential moisture. It leaves your face feeling comfortably clean, soft, and supple.

EGF is a growth factor that plays an important role in the regulation of cell growth, viability, proliferation, differentiation and survival. It stimulates the synthesis of DNA, RNA, hydroxyproline as well as hyaluronic acid. It can repair epidermis, delay aging, fade speckles, inhibit wrinkles, and moisten the skin. Blue green algae (natural retinoid alternative) smoothens the skin and reduces wrinkles. It influences cell differentiation, maintains skin hydration and liberates the skin's natural moisturizing factors. Known to promote revitalization the cellular micro-environment while stimulating opportunities for increased collagen synthesis, EGF and AFA algae are scientifically proven to be intimately involved in the prevention of cellular damage and better skin regeneration.



Refining Toner



Benefits of the Cenegenics Refining Toner Include:

- Enhances skin's clarity and texture
- Helps skin attract and retain moisture
- Helps correct the skin's appearance
- Helps balance complexion while removing residual makeup, oil, and dirt
- Prepare the skin for moisturizers and other skin treatments

The **Cenegenics Refining Toner** is the first and only toner to combine two research-proven stem cell activating ingredients, **EGF** (human oligopeptide-1) and **AFA** blue green algae into one product! This non-drying, ph balancing, skin nourishing formula is infused with these stem cell activators. The **Cenegenics Refining Toner** also contains **sodium hyaluronate** and 15 other all natural active ingredients designed to recondition and prepare your skin for its ultimate renewal.

Cenegenics Refining Toner tightens and tones the skin while optimizing how you prepare your skin for treatment with Cenegenics Concentrated Restorative Serum. The result enhances the serum's skin rejuvenating properties. Ingredients such as arnica & calendula reduce irritation and promote healing while AFA blue green algae, EGF and allantoin help to accelerate cellular recruitment and skin repair. Other ingredients, like sodium hyaluronate, bilberry, and sugar maple provide necessary vitamins, minerals, amino acids and anti-oxidants to improve the skin surface.

This product uses No Artificial Colorings – No Synthetic Fragrances – No Mineral Oil – No Parabens – No Animal Derivatives – No Bleaching & De-odorizing Agents – No Harsh Ingredients – No Animal Testing

Ingredients:

Water

Propanediol - Humectant or humidifying and delivery ingredient. It also helps active ingredients penetrate the skin.

Hamamelis Virginiana Distillate - Also known as witch hazel, it's mainly used externally on sores, bruises, and swelling. Witch hazel hydrosol is used in skin care. It is a strong anti-oxidant and astringent. It is often used as a natural remedy for psoriasis, eczema, aftershave applications, ingrown nails, to prevent sweating of the face, cracked or blistered skin, for treating insect bites, poison ivy, and as a treatment for varicose veins and hemorrhoids. [

Glycerin - Helps maintain the outer barrier and prevents scaling and dryness. Glycerin combined with other emollients and/or oils is a fundamental cornerstone of most moisturizers

Sodium Hyaluronate - Sodium hyaluronate has a smaller molecular size as hyaluronic acid (making it especially penetrative), and is able to hold more water than any other natural substance—up to 1,000 times its weight in water. Thanks to these attributes, when applied topically to the skin it can reach deep down into the dermis to combine with, maintain and attract water. It also promotes skin/blood microcirculation and nutrient absorption, and helps maintain normal metabolism. Thanks to its super-sized hydrating properties, sodium hyaluronate will result in smoother, softer skin with decreased wrinkles and an all-around fuller appearance.

Arnica Montana Flower Extract - Arnica's antiseptic, antibacterial, and anti-inflammatory properties may be of some benefit to those with inflammatory skin disorders. It also stimulates the forming of the granular tissues and thus accelerating the healing process. Because of its healing properties, Arnica can be used on bruises, sunburn, minor burns, as well as superficial phlebitis.

Vaccinium Macrocarpon (Cranberry) Fruit Extract - Anti-bacterial, anti-oxidant

Algae Extract - Algae has been shown to stimulate human stem cell recruitment, migration and proliferation. The most nutrient rich and bio-active algae known, full of minerals, vitamins, -nzymes, chlorophyll, amino acids, nucleic acids, fatty acids, and DHA. Due to the algae's nutritious soft cell wall, these nutrients are readily available to the body.

Calendula Officinalis Flower Extract - Derived from the pot marigold, it has antibacterial, anti-inflammatory, and antioxidant properties.

Vaccinium Myrtillus (Bilberry) Fruit/Leaf Extract - Almost identical to blueberry, except for the bilberry's dark red, strongly fragrant flesh and red juice, bilberry is used for skin conditioning and as an astringent.

Saccharum Officinarum (Sugar Cane) Extract - Sugar canes are the main source of glycolic acid. Using hydroxyacetic acid and AHA (glycolic acids) is a good way to battle the signs of skin aging. It is also perfect for acne and blackheads.

Acer Saccharum (Sugar Maple) Extract - Derived from the sugar maple tree, this extract is another source of natural alpha hydroxy acid which sloughs off dead skin cells to improve skin's appearance.

Citrus Aurantium Dulcis (Orange) Fruit Extract - Known for its anti-inflammatory qualities, helping detoxify congested skin, and soothing dry irritated skin in cases of dermatitis and acne the most. It increases the production of collagen and so removes fine lines and discourages formation of wrinkles. Also it reduces puffiness and promotes young-looking skin.

Citrus Limon (Lemon) Extract - Lemon extract is used because its absorbent, it is an astringent and it provides natural fragrance.

Lavandula Angustifolia (Lavender) Oil - Lavender Oil, because of its healing properties, has many uses including cleaning and treating minor skin abrasions and bites in the skin, lavender has some antioxidant activity, effectively diminishing UV-induced reactive oxidative species generation (ROS). Other reported benefits of lavender oil include a reduction in symptoms of eczema and moderate psoriasis. Reduces redness, can help stimulate new cell growth and regeneration.

Citrus Tangerina (Tangerine) Oil - Skin conditioning with natural fragrance.

Panthenol - This natural ingredient can be found in plants and is a form of vitamin B5, also referred to as pantothenic acid. Panthenol has been deemed safe by the FDA, useful for improving appearances and softening the skin. Because of panthenol's humectant-like properties, it is easily absorbed into layers beneath the skin's surface.

Allantoin - The soothing, moisturizing, and skin softening properties of this skin treatment combined with its ability to promote healthy cell renewal makes it an ideal component of any anti-aging skin care product.

Sodium Lactate - Buffering agent, exfoliant, skin conditioning agent

Sodium Citrate - Used to adjust the acidity of a product. Citrate, in the form of citric acid, is derived from citric fruits and juices. pH Adjuster; BUFFERING, CHELATING and MASKING


Citric Acid - pH Adjuster; BUFFERING, CHELATING and MASKING

Phenoxyethanol - Preservative. Phenoxyethanol is an alternative to standard, potentially harmful formaldehyde-releasing preservatives. Occurs naturally in green tea.

Caprylyl Glycol - Skin conditioning agent which has some anti-microbial quality. Emollient; HUMECTANT; SKIN CONDITIONING

Oligopeptide-1 - Also called EGF, is a growth factor that plays an important role in the regulation of cell growth, proliferation, differentiation and survival. EGF is a highly efficient cell division factor

Rejuvenating Moisturizer



Benefits of the Cenegenics Rejuvenating Moisturizer Include:

- Improves skin cell viability and collagen synthesis
- Contains Ceramide 1 to strengthen and support skin's vital barrier function
- Restores essential lipids
- Attracts moisture to soothe and calm the skin
- Boost the skin's hydration level
- Reduces the appearance of fine lines and wrinkles
- Revives and rejuvenates damaged skin
- Softens the skin



Human Oligopeptide-1 (EGF) – Epidermal growth factor – Stimulates new cell growth

Blue Green Algae Extract (AFA) – Promotes cellular proliferation

Ceramide-2- Skin-identical/repairing ingredients

Hyaluronic Acid – Skin-identical/repairing, cell communicating ingredient

Glycerin – Helps maintain the outer barrier and prevents scaling and dryness

Carthamus Tinctorius (Safflower) Seed Oil – Acts as a protective barrier to prevent water from leaving your skin

Olea Europaea (Olive) Fruit Oil – Emollients, antioxidants, skin-identical/repairing ingredient

Panthenol – Deep moisturizing ability, exfoliating properties, anti-inflammatory

Tocopherol (Vitamin E) – Anti-oxidant, moisturizing

Citric Acid – Antioxidant, promotes skin peeling and re-growth

Cenegenics Rejuvenating Moisturizer

maximizes the skin's moisture-retention capacity for healthy, soft, smooth results. It is loaded with antioxidants and fatty acids found in safflower and olives and has the vitamins and hydration factors found in AFA blue green algae and hyaluronic acid. Epidermal growth factors (EGF) provides the cell communicating properties while ceramides – the rejuvenation essential, helps enhance natural collagen production, promote longevity, and repair skin that is dry and damaged.

Clinical studies have shown that dry, damaged, aging skin is often linked to depleted ceramide levels. Ceramides are natural lipids and are a major component in the skin's epidermal structure. They act as part of the "glue" that holds surface skin cells together. Naturally found in the skin's vulnerable outer layers, they help skin retain moisture. When skin's ceramide levels are low, skin has difficulty retaining moisture. They lose their firmness, resilience and appear dry and thin. While traditional lotions only hydrate the skin's surface, **Rejuvenating Moisturizer** works deeper to strengthen the skin's moisture retaining capacity and reverse the signs of aging.

Rejuvenating Moisturizer

Cenegenics Brain Enhancer

- Abdul HM, Butterfield. Involvement of PI3K/PKG/ERK1/2 signaling pathways in cortical neurons to trigger protection by cotreatment of acetyl-L-carnitine and alpha-lipoic acid against HNE-mediated oxidative stress and neurotoxicity: implications for Alzheimer's disease. *Free Radic Biol Med.* 2007 Feb 1; 42(3):371-384.
- Ando S, Tadenuma T, Tanaka Y, et al. Enhancement of learning capacity and cholinergic synaptic function by carnitine in aging rats. *J Neurosci Res.* 2001 Oct 15; 66(2):266-271.
- Balestreri R, Fontana L, Astengo F. A double-blind placebo controlled evaluation of the safety and efficacy of Vinpocetine in the treatment of patients with chronic vascular senile cerebral dysfunction. *J Am Geriatr Soc.* 1987; 35(5):425-430.
- Barhwal K, Singh SB, Hota SK, Jayalakshmi K, Ilavazhagan G. Acetyl-L-carnitine ameliorates hypobaric hypoxic impairment and spatial memory deficits in rats. *Eur J Pharmacol.* 2007 Sep 10; 570(1-3):97-107.
- Bonoczk P, Gulyas B, Adam-Vizi V, Nemes A, et al. Role of sodium channel inhibition in neuroprotection: effect of Vinpocetine. *Brain Res Bull.* 2000; 53(3):245-254
- Ceda GP, Ceresini G, Denti L, Marzani G, et al. Alpha-glycerolphosphorylcholine administration increases the GH responses to GHRH of young and elderly subjects. *Horm Metab Res.* 1992; 24(3):119-121.
- Cenacchi T, Bertoldin T, Farina C, Fiori MG, Crepaldi G. Cognitive decline in the elderly: a double-blind, placebo-controlled multicenter study on efficacy of phosphatidylserine administration. *Aging.* 1993; 5(2):123-133.
- Chen S, Chen R. Docosahexaenoic acid-containing phospholipids and triglycerides based nutritional supplements. *Recent Pat Food Nutr Agric.* 2010 Nov;2(3):213-220.
- Cieza A, Maier P, Poppel E. Effects of Ginkgo biloba on mental functioning in healthy volunteers. *Arch Med Res.* 2003; 34(5):373-381.
- Crook T, Petrie W, Wells C, Massari DC. Effects of phosphatidylserine in Alzheimer's disease. *Psychopharmacol Bull.* 1992; 28(1):61-66.
- Crook TH, Tinklenberg J, Yesavage J, Petrie W, et al. Effects of phosphatidylserine in age-associated memory impairment. *Neurology.* 1991; 41(5):644-649
- de Jesus Moreno Moreno M. Cognitive improvement in mild to moderate Alzheimer's dementia after treatment with the acetylcholine precursor choline alfoscerate: a multicenter, double-blind, randomized, placebo-controlled trial. *Clin Ther.* 2003 Jan;25(1):178-93.
- Hadjiev D. Asymptomatic ischemic cerebrovascular disorders and neuroprotection with Vinpocetine. *Ideggyogy Sz.* 2003; 56(5-6):166-172.
- Hashimoto M, Hossain S. Neuroprotective and ameliorative actions of polyunsaturated fatty acids against neuronal diseases: beneficial effect of docosahexaenoic acid on cognitive decline in Alzheimer's disease. *J Pharmacol Sci.* 2011;116(2):150-162.
- Kemeny V, Molnar S, Andrejkovics M, Makai A, Csiba L. Acute and chronic effects of Vinpocetine on cerebral hemodynamics and neuropsychological performance in multi-infarct patients. *J Clin Pharmacol.* 2005; 45(9):1048-1054.
- Kidd PM. Neurodegeneration from mitochondrial insufficiency: nutrients, stem cells, growth factors, and prospects for brain rebuilding using integrative management. *Altern Med Rev.* 2005 Dec;10(4):268-293.
- Kiso Y. Pharmacology in health foods: effects of arachidonic Acid and docosahexaenoic Acid on the age-related decline in brain and cardiovascular system function. *J Pharmacol Sci.* 2011;115(4):471-475
- Kleijnen J, Knipschild P. Ginkgo biloba for cerebral insufficiency. *Br J Clin Pharmacol.* 1992 Oct; 34(4):352-358.
- Lebars PL, et al. Ginkgo biloba for dementia. *Journal of the American Medical Association* 1997; 278:1327-1332.
- Milte CM, Sinn N, Buckley JD, et al. Polyunsaturated fatty acids, cognition and literacy in children with ADHD with and without learning difficulties. *J Child Health Care.* 2011 Aug 9.
- Mix JA, Crew WD. A double-blind, placebo controlled randomized trial of Ginkgo Biloba extract EGb761 in a sample of cognitively intact older adults: neuropsychological findings. *Human Psychopharmacology Clin Exp.* 2002; 17:267-277.
- Mix JA, Crew WD. A double-blind, placebo controlled randomized trial of Ginkgo Biloba extract EGb761 in a sample of cognitively intact older adults: neuropsychological findings. *Human Psychopharmacology Clin Exp.* 2002; 17:267-277.
- Montgomery SA, Thal LJ, Amrein R. Meta-analysis of double blind randomized controlled clinical trials of acetyl-L-carnitine versus placebo in the treatment of mild cognitive impairment and mild Alzheimer's disease. *Int Clin Psychopharmacol.* 2003 Mar;18(2):61-71.
- Phosphatidylcholine. Monograph. *Alt Med Rev.* 2002;7(2):150-154
- Rigney U, Kimber S, Hindmarch I. The effects of acute doses of standardized ginkgo biloba extract on memory and psychomotor performance in volunteers. *Phytother Res.* 1999 Aug; 13(5):408-415.
- Rigney U, Kimber S, Hindmarch I. The effects of acute doses of standardized ginkgo biloba extract on memory and psychomotor performance in volunteers. *Phytother Res.* 1999 Aug; 13(5):408-415.
- Rigney U, Kimber S, Hindmarch I. The effects of acute doses of standardized ginkgo biloba extract on memory and psychomotor performance in volunteers. *Phytother Res.* 1999 Aug;13(5):408-415.
- Stough C, Downey L, Silber B, Lloyd J, et al. The effects of 90-day supplementation with Omega-3 essential fatty acid docosahexaenoic acid (DHA) on cognitive function and visual acuity in a healthy aging population. *Neurobiol Aging.* 2011 Apr 30.
- Suzuki S, Yamatoya H, Sakai M, Kataoka A, et al. Oral administration of soybean lecithin transphosphatidylated phosphatidylserine improves memory impairment in aged rats. *J Nutr.* 2001; 131(11):2951-2956
- Szapary L, Horvath B, Alexy T, Marton Z, et al. Effect of vinpocetin on the hemorheologic parameters in patients with chronic cerebrovascular disease. *Orv Hetil.* 2003; 144(20):973-978.
- Valikovics A. Investigation of the effect of Vinpocetine on cerebral blood flow and cognitive functions. *Ideggyogy Sz.* 2007; 60(7-8):301-310
- Vas A, Guylas B, Szabo Z, Bonoczk P, et al. Clinical and non-clinical investigations using positron emission tomography, near infrared spectroscopy and transcranial doppler methods on the neuroprotective drug vinpocetine: a summary of evidences. *J Neurol Sci.* 2002; 203-204:259-262
- Yurko-Mauro K, McCarthy D, Rom D, Nelson EB, et al. Beneficial effects of docosahexaenoic acid on cognition in age-related cognitive decline. *Alzheimers Dement.* 2010 Nov;6(6):456-464.
- Yurko-Mauro K. Cognitive and cardiovascular benefits of docosahexaenoic acid in aging and cognitive decline. *Curr Alzheimer Res.* 2010 May;7(3):190-196.
- Zhu X, Zeisel SH. Choline and phosphatidylcholine. *Encyclopedia of Human Nutrition.* 392-396

Cenegenics Vascular Formula

- Blum, Shany, Moshe Vardi, Jonathan B. Brown, Allen Russell, Uzi Milman, Chen Shapira, Nina S. Levy, Rachel Miller-Lotan, Rabea Asleh, and Andrew P. Levy. "Vitamin E Reduces Cardiovascular Disease in Individuals with Diabetes Mellitus and the Haptoglobin 2-2 Genotype." *Pharmacogenomics* 11.5 (2010): 675-84. Web.
- Farsi, F., M. Mohammadshahi, A. Rezazadeh, M. Zarei, and KA Engali. "Functions of Coenzyme Q10 Supplementation on Liver Enzymes, Markers of Systemic Inflammation, and Adipokines in Patients Affected by Nonalcoholic Fatty Liver Disease: A Double-Blind, Placebo-Controlled, Randomized Clinical Trial." *Journal of the American College of Nutrition* 9.1-8 (2015): Print.
- Kaikkonen, Jari, Lotta Kosonen, Kristiina Nyssönen, Elina Porkkala-Sarataho, Riitta Salonen, Heikki Korpela, and Jukka T. Salonen. "Effect of Combined Coenzyme Q10 and D- α -tocopheryl Acetate Supplementation on Exercise-induced Lipid Peroxidation and Muscular Damage: A Placebo-controlled Double-blind Study in Marathon Runners." *Free Radical Research Free Radic Res* 29.1 (1998): 85-92. Web.
- Lee, Bor-Jen, Chi-Hua Yen, Hui-Chen Hsu, Jui-Yuan Lin, Simon Hsia, and Ping-Ting Lin. "A Significant Correlation between the Plasma Levels of Coenzyme Q10 and Vitamin B-6 and a Reduced Risk of Coronary Artery Disease." *Nutrition Research* 32.10 (2012): 751-56. Web.
- Saremi, Adonis, and Rohit Arora. "Vitamin E and Cardiovascular Disease." *American Journal of Therapeutics* 17.3 (2010): Web.

Cenegenics Joint Formula

- Amiel D, Healey RM, Oshima Y. Assessment of methylsulfonylmethane (MSM) on the development of osteoarthritis (OA): An animal study. *FASEB J.* 2008. 22:1094.
- Ammon HP. Boswellic acids in chronic inflammatory diseases. *Planta Med.* 2006 Oct;72(12):1100-1116.

- Anauate MC, Torres LM, de Mello SB. Effect of isolated fractions of *Harpagophytum procumbens* D.C. (devil's claw) on COX-1, COX-2 activity and nitric oxide production on whole-blood assay. *Phytother Res*. 2010 Sep;24(9):1365-1359.
- Andre P. New trends in face rejuvenation by hyaluronic acid injections. *J Cosmet Dermatol*. 2008 Dec; 7(4):251-258.
- Banerjee M, Tripathi LM, Srivastava VM, Puri A, Shukla R. Modulation of inflammatory mediators by ibuprofen and curcumin treatment during chronic inflammation in rat. *Immunopharmacol Immunotoxicol* 2003; 25:213–224.
- Chantre P, Cappelaere A, Leblan D, Guedon D, et al. Efficacy and tolerance of *Harpagophytum procumbens* versus diacerhein in treatment of osteoarthritis. *Phytomedicine*. 2000 Jun;7(3):177-183.
- Chevrier MR, Ryan AE, Lee DY, et al. *Boswellia carterii* extract inhibits TH1 cytokines and promotes TH2 cytokines in vitro. *Clin Diagn Lab Immunol*. 2005 May;12(5):575-580.
- Chrubasik S, Junck H, Breitschwerdt H, Conrad C, Zappe H. Effectiveness of *Harpagophytum* extract WS 1531 in the treatment of exacerbation of low back pain: a randomized, placebo-controlled, double-blind study. *Eur J Anaesthes*. 1999;16:118-291.
- Funk JL, Frye JB, Ovarzo JN, Kuscuoglu N, et al. Efficacy and mechanism of action of turmeric supplements in the treatment of experimental arthritis. *Arthritis Rheum*. 2006 Nov; 54(11):3452-3464.
- Gagnier JJ, Van Tulder M, Berman B, Bombardier C. Herbal medicine for low back pain. *Cochrane Database Syst Rev*. 2006;19(2):CD004504.
- Ghersetich I, Lotti T. Hyaluronic acid in cutaneous intrinsic aging. *Int J Dermatol*, 1994; 33: 119-122.
- Grant L, McBean DE, Fyfe L, Warnock AM. A review of the biological and potential therapeutic actions of *Harpagophytum procumbens*. *Phytother Res*. 2007;21(3):199-209.
- Hasegawa T, Ueno S, Kumamoto S, Yosikai Y. Suppressive effect of Methylsulfonylmethane (MSM) on type II collagen-induced arthritis in DBA/1J mice. *Jpn Pharmacol Ther*. 2004;32(7):421-427
- Huang TH, Tran VH, Duke RK, et al. Harpagoside suppresses lipopolysaccharide-induced iNOS and COX-2 expression through inhibition of NF-kappa B activation. *J Ethnopharmacol* 2006;104:149-155.
- Iovu M, Dumais G, Du Souich P. Anti-inflammatory activity of chondroitin sulfate. *Osteoarthritis Cartilage*. 2008 Jul 28.
- Jomphe C, Gabriac M, Hale TM, et al. Chondroitin sulfate inhibits the nuclear translocation of nuclear factor-kappaB in interleukin-1beta-stimulated chondrocytes. *Basic Clin Pharmacol Toxicol*. 2008 Jan; 102(1):59-65.
- Jurenka JS. Anti-inflammatory properties of curcumin, a major constituent of *curcuma longa*: a review of preclinical and clinical research. *Altern Med Rev*. 2009; 14(2):141-153.
- Kim LS, Axelrod LJ, Howard P, et al. Efficacy of methylsulfonylmethane (MSM) in osteoarthritis pain of the knee: a pilot clinical trial. *Osteoarthritis Cartilage*. 2006 Mar; 14(3):286-294.
- Kimmatkar N, Thawani V, Hingorani L, Khiyani R. Efficacy and tolerability of *Boswellia serrata* extract in treatment of osteoarthritis of knee—a randomized double blind placebo controlled trial. *Phytomedicine*. 2003 Jan;10(1):3-7.
- Lantz RC, Chen GJ, Solyom AM, Jolad SD, Timmermann BN. The effect of turmeric extracts on inflammatory mediator production. *Phytomedicine* 2005; 12:445–452.
- Lippiello L. Glucosamine and chondroitin sulfate: biological response modifiers of chondrocytes under simulated conditions of joint stress. *Osteoarthritis Cartilage*. 2003 May; 11(5):335-342.
- Mathy-Hartert M, Jacquemond-Collet I, Priem F, Sanchez C, et al. Curcumin inhibits pro-inflammatory mediators and metalloproteinase-3 production by chondrocytes. *Inflamm Res*. 2009; 58(12):899-908.
- Meyer LJ, Stern R. Age-dependent changes of hyaluronan in human skin. *J Invest Dermatol*. 1994; 102:385-389.
- Murav'ev IuV, Venikova MS, Pleskovskaia GN, et al. Effect of dimethyl sulfoxide and dimethyl sulfone on a destructive process in the joints of mice with spontaneous arthritis. *Patol Fiziol Eksp Ter*. 1991 Mar-Apr; (2):37-39.
- Nakamura H, Masuko K, Yudoh K, et al. Effects of glucosamine administration on patients with rheumatoid arthritis. *Rheumatol Int*. 2007 Jan;27(3):213-218.
- Oshima Y, Theodosakis J, Amiel D. The Effect of distilled methylsulfonylmethane (MSM) on human chondrocytes in vitro. 2007 World Congress on Osteoarthritis, Ft. Lauderdale, Florida; Osteoarthritis and Cartilage 2007;15:213.
- Pomaredo N. Hyaluronic Acid. *Ann Dermatol Venereol*. 2008; 135(1-2):1S35-1S38.
- Roy S, Khanna S, Krishnaraju AV, et al. Regulation of vascular responses to inflammation: inducible matrix metalloproteinase-3 expression in human microvascular endothelial cells is sensitive to antiinflammatory *Boswellia*. *Antioxid Redox Signal*. 2006 Mar;8(3-4):653-660.
- Safayhi H, Mack T, Sabieraj J, et al. Boswellic acids: novel, specific, nonredox inhibitors of 5-lipoxygenase. *J Pharmacol Exp Ther*. 1992;261(3):1143-1146.
- Safayhi H, Rall B, Sailer ER, Ammon HP. Inhibition by boswellic acids of human leukocyte elastase. *J Pharmacol Exp Ther*. 1997;281(1):460-463.
- Sengupta K, Kolla JN, Krishnaraju AV, Yalamanchili N, et al. Cellular and molecular mechanisms of anti-inflammatory effect of Aflapin: a novel *Boswellia serrata* extract. *Mol Cell Biochem*. 2011;354(1-2):189-197.
- Stewart KM, Cole D. The commercial harvest of devil's claw (*Harpagophytum* spp.) in southern Africa: the devil's in the details. *J Ethnopharmacol*. 2005;100(3):225-236.
- Svetlova MS, Ignat'ev VK. Experience with glucosamine hydrochloride in the treatment of patients with osteoarthritis. *Ter Arkh*. 2005;77(12):64-67.
- Uebelhart D, Malaise M, Marcolongo R, et al. Intermittent treatment of knee osteoarthritis with oral chondroitin sulfate: a one-year, randomized, double-blind, multicenter study versus placebo. *Osteoarthritis Cartilage*. 2004 Apr; 12(4):269-276.
- Uebelhart D, Thonar EJ, Delmas PD, et al. Effects of oral chondroitin sulfate on the progression of knee osteoarthritis: a pilot study. *Osteoarthritis Cartilage*. 1998 May; 6 Suppl A:39-46.
- Uitterlinden EJ, Jahr H, Koevoet JL, et al. Glucosamine decreases expression of anabolic and catabolic genes in human osteoarthritic cartilage explants. *Osteoarthritis Cartilage*. 2006 Mar; 14(3):250-7.
- Usha PR, Naidu MU. Randomised, Double-Blind, Parallel, Placebo-Controlled Study of Oral Glucosamine, Methylsulfonylmethane and their Combination in Osteoarthritis. *Clin Drug Investig*. 2004;24(6):353-363.
- Wang SX, Laverty S, Dumitriu M, et al. The effects of glucosamine hydrochloride on subchondral bone changes in an animal model of osteoarthritis. *Arthritis Rheum*. 2007 May; 56(5):1537-1548.
- Zhang WB, Zhuang CY, Li JM, et al. Efficacy and safety evaluation of glucosamine hydrochloride in the treatment of osteoarthritis. *Zhonghua Wai Ke Za Zhi*. 2007 Jul 15; 45(14):998-1001.
- Zhou H, Beevers CS, Huang S. The targets of curcumin. *Curr Drug Targets*. 2011 Mar; 12(3):332-347.

Anti-Oxidant Formula

- Atkuri, Kondala R., John J. Mantovani, Leonard A. Herzenberg, and Leonore A. Herzenberg. "N-Acetylcysteine—a Safe Antidote for Cysteine/glutathione Deficiency." *Current Opinion in Pharmacology* 7.4 (2007): 355-59. Web.
- Busserolles, Jérôme, Elyett Gueux, Bozena Balasinska, Yannick Piriou, Edmond Rock, Yves Rayssiguier, and Andrzej Mazur. "In Vivo Antioxidant Activity of Procyandin-Rich Extracts from Grape Seed and Pine (Pinus Maritima) Bark in Rats." *International Journal for Vitamin and Nutrition Research* 76.1 (2006): 22-27. Web.
- Davis, J. M., E. A. Murphy, M. D. Carmichael, and B. Davis. "Quercetin Increases Brain and Muscle Mitochondrial Biogenesis and Exercise Tolerance." *American Journal of Physiology: Regulatory, Integrative and Comparative Physiology* 296.4 (2009): *American Physiological Society*. Web.
- Gomes, Marilia Brito, and Carlos Antonio Negrato. "Alpha-lipoic Acid as a Pleiotropic Compound with Potential Therapeutic Use in Diabetes and Other Chronic Diseases." *Diabetology & Metabolic Syndrome* 6.1 (2014): 80-93. Web.
- Hanhineva, K., M. A. Lankinen, A. Pedret, U. Schwab, M. Kolehmainen, J. Paananen, V. De Mello, R. Sola, M. Lehtonen, K. Poutanen, M. Uusitupa, and H. Mykkanen. "Nontargeted Metabolite Profiling Discriminates Diet-Specific Biomarkers for Consumption of Whole Grains, Fatty Fish, and Bilberries in a Randomized Controlled Trial." *Journal of Nutrition* 145.1 (2014): 7-17. Web.
- Hohman, E. E., and C. M. Weaver. "A Grape-Enriched Diet Increases Bone Calcium Retention and Cortical Bone Properties in Ovariectomized Rats." *Journal of Nutrition* 145.2 (2014): 253-59. Web.
- Jan, Arif Tasleem, Majid Rasool Kamli, Imtiaz Murtaza, Jang Bahadur Singh, Arif Ali, and Q.m.r. Haq. "Dietary Flavonoid Quercetin and Associated Health Benefits—An Overview." *Food Reviews International* 26.3 (2010): 302-17. Web.

- Lee, Richard, Daniel West, Stuart M. Phillips, and Philip Britz-Mckibbin. "Differential Metabolomics for Quantitative Assessment of Oxidative Stress with Strenuous Exercise and Nutritional Intervention: Thiol-Specific Regulation of Cellular Metabolism with N -Acetyl- L -Cysteine Pretreatment." *Anal. Chem. Analytical Chemistry* 82.7 (2010): 2959-968. Web.
- Maimoona, Alya, Ismat Naem, Zeb Saddiqe, and Khalid Jameel. "A Review on Biological, Nutraceutical and Clinical Aspects of French Maritime Pine Bark Extract." *Journal of Ethnopharmacology* 133.2 (2011): 261-77. Web.
- Ogaly, Hanan A., A.a. Khalaf, Marwa A. Ibrahim, Mona K. Galal, and Reham M. Abd-Elsalam. "Influence of Green Tea Extract on Oxidative Damage and Apoptosis Induced by Deltamethrin in Rat Brain." *Neurotoxicology and Teratology* 50 (2015): 23-31. Web.
- Qin, Yong Jie, Kai On Chu, Yolanda Wong Ying Yip, Wai Ying Li, Ya Ping Yang, Kwok Ping Chan, Jia Lin Ren, Sun On Chan, and Chi Pui Pang. "Green Tea Extract Treatment Alleviates Ocular Inflammation in a Rat Model of Endotoxin-Induced Uveitis." *PLoS ONE* 9.8 (2014): n. pag. Web.
- Rochette, Luc, Stéliciana Ghibu, Carole Richard, Marianne Zeller, Yves Cottin, and Catherine Vergely. "Direct and Indirect Antioxidant Properties of α -lipoic Acid and Therapeutic Potential." *Molecular Nutrition & Food Research Mol. Nutr. Food Res.* 57.1 (2013): 114-25. Web.
- Rojanathammanee, L., K. L. Puig, and C. K. Combs. "Pomegranate Polyphenols and Extract Inhibit Nuclear Factor of Activated T-Cell Activity and Microglial Activation In Vitro and in a Transgenic Mouse Model of Alzheimer Disease." *Journal of Nutrition* 143.5 (2013): 597-605. Web.
- Shay, Kate Petersen, Régis F. Moreau, Eric J. Smith, Anthony R. Smith, and Tory M. Hagen. "Alpha-lipoic Acid as a Dietary Supplement: Molecular Mechanisms and Therapeutic Potential." *Biochimica Et Biophysica Acta (BBA) - General Subjects* 1790.10 (2009): 1149-160. Web.

Cenegenics Cardio Protect/Cardio Protect Plus

- Addis, Paul, PhD, Linda M. Shecterle, PhD, and John A. St. Cyr, MD. "Cellular Protection During Oxidative Stress: A Potential Role for D-ribose and Antioxidants." *Journal of Dietary Supplements* 9.3 (2012): Web.
- Atkuri, Kondala R., John J. Mantovani, Leonard A. Herzenberg, and Leonore A. Herzenberg. "N-Acetylcysteine—a Safe Antidote for Cysteine/glutathione Deficiency." *Current Opinion in Pharmacology* 7.4 (2007): 355-59. Web.
- Butt, Masood Sadiq, Imran Pasha, Muhammad Tauseef Sultan, Muhammad Atif Randhawa, Farhan Saeed, and Waqas Ahmed. "Black Pepper and Health Claims: A Comprehensive Treatise." *Critical Reviews in Food Science and Nutrition* 53.9 (2013): 875-86. Web.
- Duangjai, Acharaporn, Kornkanok Ingkaninan, Sakonwun Praputbut, and Nanteetip Limpeanchob. "Black Pepper and Piperine Reduce Cholesterol Uptake and Enhance Translocation of Cholesterol Transporter Proteins." *Journal of Natural Medicines J Nat Med* 67.2 (2012): 303-10. Web.
- Farsi, F., M. Mohammadshahi, A. Rezazadeh, M. Zarei, and KA Engali. "Functions of Coenzyme Q10 Supplementation on Liver Enzymes, Markers of Systemic Inflammation, and Adipokines in Patients Affected by Nonalcoholic Fatty Liver Disease: A Double-Blind, Placebo-Controlled, Randomized Clinical Trial." *Journal of the American College of Nutrition* 9.1-8 (2015): Print.
- Kaikkonen, Jari, Lotta Kosonen, Kristiina Nyysönen, Elina Porkkala-Sarataho, Riitta Salonen, Heikki Korpela, and Jukka T. Salonen. "Effect of Combined Coenzyme Q10 and D- α -tocopheryl Acetate Supplementation on Exercise-induced Lipid Peroxidation and Muscular Damage: A Placebo-controlled Double-blind Study in Marathon Runners." *Free Radical Research Free Radic Res* 29.1 (1998): 85-92. Web.
- Lee, Bor-Jen, Chi-Hua Yen, Hui-Chen Hsu, Jui-Yuan Lin, Simon Hsia, and Ping-Ting Lin. "A Significant Correlation between the Plasma Levels of Coenzyme Q10 and Vitamin B-6 and a Reduced Risk of Coronary Artery Disease." *Nutrition Research* 32.10 (2012): 751-56. Web.
- Lee, Richard, Daniel West, Stuart M. Phillips, and Philip Britz-Mckibbin. "Differential Metabolomics for Quantitative Assessment of Oxidative Stress with Strenuous Exercise and Nutritional Intervention: Thiol-Specific Regulation of Cellular Metabolism with N -Acetyl- L -Cysteine Pretreatment." *Anal. Chem. Analytical Chemistry* 82.7 (2010): 2959-968. Web.
- Racette, Susan B., Xiabo Lin, Michael Lefevre, Catherine Anderson Spearie, Marlene M. Most, Lina Ma, and Richard E. Ostlund. "The American Journal of Clinical Nutrition." *Dose Effects of Dietary Phytosterols on Cholesterol Metabolism: A Controlled Feeding Study.* American Society for Nutrition, 2010. Web.
- Shecterle, Linda M., Kathleen R. Terry, and John A. St. Cyr. "The Patented Uses of D-Ribose in Cardiovascular Diseases." *PRC Recent Patents on Cardiovascular Drug Discovery* 5.2 (2010): 138-42. Web.
- Wang, Yu, Bin-cheng Liu, Yun-hong Ren, Li-zhi Hu, and Dian-yu Yu. "Lipid-lowering Effect of Phytosterol Ester in Hyperlipidemic Rats." *College of Food Science and Technology Journal* 17 (2011): Web.
- Zarringhalam, M., J. Zarringhalam, M. Shadnough, F. Safaeyan, and E. Tekieh. "Inhibitory Effect of Black and Red Pepper and Thyme Extracts and Essential Oils on Enterohemorrhagic Escherichia Coli and DNase Activity of Staphylococcus Aureus." *Iranian Journal of Pharmaceutical Research* 12.3 (2013): 363-69. Web.

Cenegenics Prostate Formula

- Bracher F. Phytotherapy of benign prostatic hyperplasia. *Urologe A.* 1997;36(1):10-17.
- Breza J, Dzurny O, Borowka A, et al. Efficacy and acceptability of tadenan (Pygeum africanum extract) in the treatment of benign prostatic hyperplasia (BPH): a multicentre trial in central Europe. *Curr Med Res Opin.* 1998; 14(3):127-139.
- Buck AC, Cox R, Rees RW, et al. Treatment of outflow tract obstruction due to benign prostatic hyperplasia with the pollen extract graminex G63. A double-blind, placebo-controlled study. *Br J Urol.* 1990 Oct; 66(4):398-404.
- Chatelain C, Autet W, Brackman F. Comparison of once and twice daily dosage forms of Pygeum africanum extract in patients with benign prostatic hyperplasia: a randomized, double-blind study, with long-term open label extension. *Urology.* 1999 Sep; 54(3):473-478.
- Chen S, Kao YC, Laughton CA. Binding characteristics of aromatase inhibitors and phytoestrogens to human aromatase. *J Steroid Biochem Mol Biol.* 1997;61(3-6):107-115.
- Cheng HJ, et al. Effects of pollen extract EA-10, P5 on chronic prostatitis or infertility with chronic prostatitis. *Act Pharmacol Sin.* 2002 Nov; 23(11):1035-1039.
- Dahan K, Fennal M, Kumar NB. Lycopene in the prevention of prostate cancer. *J Soc Integr Oncol.* 2008 Winter; 6(1):29-36.
- Dubi N, Gheber L, Fishman D, et al. Extracellular zinc and zinc-citrate, acting through a putative zinc sensing receptor, regulate growth and survival of prostate cancer cells. *Carcinogenesis.* 2008 Feb 28.
- Durak I, Biri H, Devrim E, et al. Aqueous extract of Urtica dioica makes significant inhibition on adenosine deaminase activity in prostate tissue from patients with prostate cancer. *Cancer Biol Ther.* 2004 Sep; 3(9):855-857.
- Fraser ML, Lee AH, Binns CW. Lycopene and prostate cancer: emerging evidence. *Expert Rev Anticancer Ther.* 2005 Oct; 5(5):847-854.
- Gann PH, Ma J, Giovannucci E, et al. Lower prostate cancer risk in men with elevated plasma lycopene levels: results of a prospective analysis. *Cancer Res.* 1999 Mar 15; 59(6):1225-1230.
- Gerber GS, Kuznetsov D, Johnson BC, Burstein JD. Randomized, double-blind, placebo-controlled trial of Saw Palmetto in men with lower urinary tract symptoms. *Urology.* 2001 Dec; 58(6):960-964; discussion 964-965.
- Giovannucci E, Rimm EB, Liu Y, et al. A prospective study of tomato products, lycopene, and prostate cancer risk. *J Natl Cancer Inst.* 2002 Mar 6; 94(5):391-398.
- Goldmann WH, Sharma AL, Currier SJ, et al. Saw Palmetto berry extract inhibits cell growth and Cox-2 expression in prostatic cancer cells. *Cell Biol Int.* 2001; 25(11):1117-1124.
- Gopalakrishnan A, Xu CJ, Nair SS, Chen C, et al. Modulation of activator protein-1 (AP-1) and MAPK pathway by flavonoids in human prostate cancer PC3 cells. *Arch Pharm Res.* 2006 Aug;29(8):633-644.
- Gordon AE, Shaughnessy AF. Saw Palmetto for prostate disorders. *Am Fam Physician.* 2003 Mar 15; 67(6):1281-1283.
- Gossell-Williams M, Davis A, O'Connor N. Inhibition of testosterone-induced hyperplasia of the prostate of sprague-dawley rats by pumpkin seed oil. *J Med Food.* 2006;9(2):284-286.
- Ha SK, Moon E, Kim SY. Chrysin suppresses LPS-stimulated proinflammatory responses by blockin NF- κ B and JNK activations in microglia cells. *Neurosci Lett.* 2010;485(3):143-147.
- Habib FK, Ross M, Buck AC, et al. In vitro evaluation of the pollen extract, cernitin T-60, in the regulation of prostate cell growth. *Br J Urol.* 1990 Oct; 66(4):393-397.
- Hong H, Kim CS, Maeng S. Effects of pumpkin seed oil and saw palmetto oil in Korean men with symptomatic benign prostatic hyperplasia. *Nut Res Pract.* 2009; 3(4):323-327.
- Jeong HJ, Shin YG, Kim IH, Pezzuto JM. Inhibition of aromatase activity by flavonoids. *Arch Pharm Res.* 1999 Jun;22(3):309-312.

- Konrad L, Müller HH, Lenz C, et al. Antiproliferative effect on human prostate cancer cells by a Stinging Nettle root (*Urtica dioica*) extract. *Planta Med.* 2000 Feb; 66(1):44-47.
- Leitzmann MF, Stampfer MJ, Wu K, et al. Zinc supplement use and risk of prostate cancer. *J Natl Cancer Inst.* 2003 Jul 2; 95(13):1004-1007.
- Lichius JJ, Lenz C, Lindemann P, et al. Antiproliferative effect of a polysaccharide fraction of a 20% methanolic extract of stinging nettle roots upon epithelial cells of the human prostate (LNCaP). *Pharmazie.* 1999 Oct; 54(10):768-771.
- Lichius JJ, Renneberg H, Blaschek W, et al. The inhibiting effects of components of Stinging Nettle roots on experimentally induced prostatic hyperplasia in mice. *Planta Med.* 1999 Oct; 65(7):666-668.
- Lopatkin N, Sivkov A, Schläpke S, et al. Efficacy and safety of a combination of Sabal and *Urtica* extract in lower urinary tract symptoms—long-term follow-up of a placebo-controlled, double-blind, multicenter trial. *Int Urol Nephrol.* 2007; 39(4):1137-1146.
- Miller EC, Giovannucci E, Erdman JW Jr, et al. Tomato products, lycopene, and prostate cancer risk. *Urol Clin North Am.* 2002 Feb; 29(1):83-93.
- Safarinejad MR. *Urtica dioica* for treatment of benign prostatic hyperplasia: a prospective, randomized, double-blind, placebo-controlled, crossover study. *J Herb Pharmacother.* 2005; 5(4):1-11.
- Samarghandian S, Afshari JT, Davoodi S. Chrysin reduces proliferation and induces apoptosis in the human prostate cancer cell line pc-3. *Clinics.* 2011;66(6):1073-1079.
- Santa Maria Margalef A, Paciucci Barzanti R, Reventós Puigjaner J, et al. Antimitogenic effect of *Pygeum africanum* extracts on human prostatic cancer cell lines and explants from benign prostatic hyperplasia. *Arch Esp Urol.* 2003 May; 56(4):369-378.
- Schleich S, Papaioannou M, Baniahmad A, Matusch R. Extracts from *Pygeum africanum* and other ethnobotanical species with antiandrogenic activity. *Planta Med.* 2006 Jul; 72(9):807-813.
- Shenouda NS, Sakla MS, Newton LG, et al. Phytosterol *Pygeum africanum* regulates prostate cancer in vitro and in vivo. *Endocrine.* 2007 Feb; 31(1):72-81.
- Shi R, Xie Q, Gang X, et al. Effect of Saw Palmetto soft gel capsule on lower urinary tract symptoms associated with benign prostatic hyperplasia: a randomized trial in Shanghai, China. *J Urol.* 2008 Feb; 179(2):610-615.
- Talpur N, Echard B, Bagchi D, et al. Comparison of Saw Palmetto (extract and whole berry) and Cernitin on prostate growth in rats. *Mol Cell Biochem.* 2003 Aug; 250(1-2):21-26.
- Wadsworth TL, Worstell TR, Greenberg NM, Roselli CE. Effects of dietary Saw Palmetto on the prostate of transgenic adenocarcinoma of the mouse prostate model. *Prostate.* 2007 May 1; 67(6):661-673.
- Wilt T, Ishani A, Mac Donald R, et al. *Pygeum africanum* for benign prostatic hyperplasia. *Cochrane Database Syst Rev.* 2002; (1):CD001044.
- Yan M, Song Y, Wong CP, et al. Zinc deficiency alters DNA damage response genes in normal human prostate epithelial cells. *J Nutr.* 2008 Apr; 138(4):667-673.
- Yasumoto R, Kawanishi H, Tsujino T, et al. Clinical evaluation of long-term treatment using cernitin pollen extract in patients with benign prostatic hyperplasia. *Clin Ther.* 1995 Jan-Feb; 17(1):82-87.

Sleep Formula

- Butt, Masood Sadiq, Imran Pasha, Muhammad Tauseef Sultan, Muhammad Atif Randhawa, Farhan Saeed, and Waqas Ahmed. "Black Pepper and Health Claims: A Comprehensive Treatise." *Critical Reviews in Food Science and Nutrition* 53.9 (2013): 875-86. Web.
- Dodd, F. L., D. O. Kennedy, L. M. Riby, and C. F. Haskell-Ramsay. "A Double-blind, Placebo-controlled Study Evaluating the Effects of Caffeine and L-theanine Both Alone and in Combination on Cerebral Blood Flow, Cognition and Mood." *Psychopharmacology* 232.14 (2015): 2563-576. Web.
- Duangjai, Acharaporn, Kornkanok Ingkaninan, Sakonwun Praputbut, and Nanteetip Limpeanchob. "Black Pepper and Piperine Reduce Cholesterol Uptake and Enhance Translocation of Cholesterol Transporter Proteins." *Journal of Natural Medicines J Nat Med* 67.2 (2012): 303-10. Web.
- Fayed, A. E. "Review Article: Health Benefits of Some Physiologically Active Ingredients and Their Suitability as Yoghurt Fortifiers." *Journal of Food Science and Technology* 52.5 (2014): 2512-521. Web.
- LaValle, James B., and Ernest Hawkins. *Relora: The Natural Breakthrough to Losing Stress-related Fat and Wrinkles*. North Bergen, NJ: Basic Health, 2003. Print.
- Liu, Y., J. M. Yuan, L. S. Zhang, Y. R. Zhang, S. M. Cai, J. H. Yu, and Z. F. Xia. "Effects of Tryptophan Supplementation on Growth Performance, Antioxidative Activity, and Meat Quality of Ducks under High Stocking Density." *Poult. Sci. Poultry Science* (2015): Web.
- Mirica, Silvia N., Oana M. Duicu, Simona L. Trancota, Ovidiu Fira-Mladinescu, Denis Angoulvant, and Danina M. Muntean. "Magnesium Orotate Elicits Acute Cardioprotection at Reperfusion in Isolated and in Vivo Rat Hearts." *Canadian Journal of Physiology and Pharmacology Can. J. Physiol. Pharmacol.* 91.2 (2013): 108-15. Web.
- Murphy, Michael J., and Michael J. Peterson. "Sleep Disturbances in Depression." *Sleep Medicine Clinics* 10.1 (2015): 17-23. Web.
- Perez-Vargas, J., N. Zarco, P. Vergara, M. Shibayama, J. Segovia, V. Tsutsumi, and P. Muriel. "L-Theanine Prevents Carbon Tetrachloride-induced Liver Fibrosis via Inhibition of Nuclear Factor B and Down-regulation of Transforming Growth Factor and Connective Tissue Growth Factor." *Human & Experimental Toxicology* (2015): Web.
- Poletto, Rosangela, Fabiana C. Kretzer, and Maria J. Hötzel. "Minimizing Aggression during Mixing of Gestating Sows with Supplementation of a Tryptophan-enriched Diet." *Physiology & Behavior* 132 (2014): 36-43. Web.
- Ritsner, Michael S., Chanoch Miodownik, Yael Ratner, Tatyana Shleifer, Maria Mar, Leonid Pintov, and Vladimir Lerner. "L-Theanine Relieves Positive, Activation, and Anxiety Symptoms in Patients With Schizophrenia and Schizoaffective Disorder." *The Journal of Clinical Psychiatry* 72.01 (2011): 34-42. Web.
- Shechter, Michael. "Magnesium and Cardiovascular System." *John Libbey Eurotext* 23.2 (2010): 60-72. Web.
- Talbott, Shawn M., Julie A. Talbott, and Mike Pugh. "Effect of Magnolia officinalis and Phellodendron Amurense (Relora®) on Cortisol and Psychological Mood State in Moderately Stressed Subjects." *J Int Soc Sports Nutr Journal of the International Society of Sports Nutrition* 10.1 (2013): 37. Web.
- Zarringhalam, M., J. Zarringhalam, M. Shadnough, F. Safaeyan, and E. Tekieh. "Inhibitory Effect of Black and Red Pepper and Thyme Extracts and Essential Oils on Enterohemorrhagic Escherichia Coli and DNase Activity of Staphylococcus Aureus." *Iranian Journal of Pharmaceutical Research* 12.3 (2013): 363-69. Web.

Melatonin

- Escames, Germaine, Guler Ozturk, Beatriz Baño-Otálora, María J. Pozo, Juan A. Madrid, Russel J. Reiter, Eric Serrano, Melquiades Concepción, and Dario Acuña-Castroviejo. "Exercise and Melatonin in Humans: Reciprocal Benefits." *Journal of Pineal Research* 52.1 (2012): 1-11. Web.
- Xu, J., L.-L. Wang, E. B. Dammer, C.-B. Li, G. Xu, S.-D. Chen, and G. Wang. "Melatonin for Sleep Disorders and Cognition in Dementia: A Meta-Analysis of Randomized Controlled Trials." *American Journal of Alzheimer's Disease and Other Dementias* (2015): n. pag. Web.

Marine Fish Oil

- Farquharson, Aaron L., Robert G. Metcalf, Prashanthan Sanders, Robert Stuklis, James R.m. Edwards, Robert A. Gibson, Leslie G. Cleland, Thomas R. Sullivan, Michael J. James, and Glenn D. Young. "Effect of Dietary Fish Oil on Atrial Fibrillation After Cardiac Surgery." *The American Journal of Cardiology* 108.6 (2011): 851-56. Web.
- Graversen, Christina B., Søren Lundbye-Christensen, Birthe Thomsen, Jeppe H. Christensen, and Erik B. Schmidt. "Marine N-3 Polyunsaturated Fatty Acids Lower Plasma Proprotein Convertase Subtilisin Kexin Type 9 Levels in Pre- and Postmenopausal Women: A Randomised Study." *Vascular Pharmacology* (2015): Web.
- T, Chitranjali, Anoop Chandran P, and Muraliedhara Kurup G. "Omega-3 Fatty Acid Concentrate from Dunaliella Salina Possesses Anti-inflammatory Properties including Blockade of NF- κ B Nuclear Translocation." *Immunopharmacology and Immunotoxicology* 37.1 (2015): 81-89. Web.

Vitamin D3

- Cai, Gan, Ming Li, Lan Lu, Ruby Yi Chan, Jian Wang, and Chi Cho. "The Current Role and Therapeutic Targets of Vitamin D in Gastrointestinal Inflammation and Cancer." *Current Pharmaceutical Design CPD* 21.21 (2015): 2917-923. Web.
- Leboff, Meryl S., Amy Y. Yue, Trisha Copeland, Nancy R. Cook, Julie E. Buring, and Joann E. Manson. "VITAL-Bone Health: Rationale and Design of Two Ancillary Studies Evaluating the Effects of Vitamin D And/or Omega-3 Fatty Acid Supplements on Incident Fractures and Bone Health Outcomes in the VITamin D and Omega-A-3 TrialL (VITAL)." *Contemporary Clinical Trials* 41 (2015): 259-68. Web.

Alpha Lipoic Acid

- Ali, J., N. Saigal, S. Baboota, and A. Ahuja. "Microcrystalline Cellulose as a Versatile Excipient in Drug Research." *Journal of Young Pharmacists J Young Pharmacists* 1.1 (2009): 6. Web.
- Brook, M. S., D. J. Wilkinson, B. E. Phillips, J. Perez-Schindler, A. Philp, K. Smith, and P. J. Atherton. "Skeletal Muscle Homeostasis and Plasticity in Youth and Ageing: Impact of Nutrition and Exercise." *Acta Physiologica* (2015): Web.
- Gomes, Marília Brito, and Carlos Antonio Negrato. "Alpha-lipoic Acid as a Pleiotropic Compound with Potential Therapeutic Use in Diabetes and Other Chronic Diseases." *Diabetology & Metabolic Syndrome* 6.1 (2014): 80-93. Web.
- Rochette, Luc, Stéliciana Ghibu, Carole Richard, Marianne Zeller, Yves Cottin, and Catherine Vergely. "Direct and Indirect Antioxidant Properties of α -lipoic Acid and Therapeutic Potential." *Molecular Nutrition & Food Research Mol. Nutr. Food Res.* 57.1 (2013): 114-25. Web.
- Shay, Kate Petersen, Régis F. Moreau, Eric J. Smith, Anthony R. Smith, and Tory M. Hagen. "Alpha-lipoic Acid as a Dietary Supplement: Molecular Mechanisms and Therapeutic Potential." *Biochimica Et Biophysica Acta (BBA) - General Subjects* 1790.10 (2009): 1149-160. Web.
- Wustemberg, T. "Microcrystalline Cellulose." *Cellulose and Cellulose Derivatives in the Food Industry: Fundamentals and Applications*. Wiley – VCH Verlag GmbH & Co. Weinheim, Germany. (2014): 143-84.
- Xie, Xiao-Li, Min Wei, Takayuki Yunoki, Anna Kakehashi, Shotaro Yamano, Minoru Kato, and Hideki Wanibuchi. "Long-term Treatment with L-isooleucine or L-leucine in AIN-93G Diet Has Promoting Effects on Rat Bladder Carcinogenesis." *Food and Chemical Toxicology* 50.11 (2012): 3934-940. Web.
- Zou, Long, and Casimir C. Akoh. "Oxidative Stability of Structured Lipid-based Infant Formula Emulsion: Effect of Antioxidants." *Food Chemistry* 178 (2015): 1-9. Web.

Magnesium Orotate

- Mirica, Silvia N., Oana M. Duicu, Simona L. Trancota, Ovidiu Fira-Mladinescu, Denis Angoulvant, and Danina M. Muntean. "Magnesium Orotate Elicits Acute Cardioprotection at Reperfusion in Isolated and in Vivo Rat Hearts." *Canadian Journal of Physiology and Pharmacology Can. J. Physiol. Pharmacol.* 91.2 (2013): 108-15. Web.
- Shechter, Michael. "Magnesium and Cardiovascular System." *John Libbey Eurotext* 23.2 (2010): 60-72. Web.
- Skulas-Ray, Ann C., Petar Alaupovic, Penny M. Kris-Etherton, and Sheila G. West. "Dose-response Effects of Marine Omega-3 Fatty Acids on Apolipoproteins, Apolipoprotein-defined Lipoprotein Subclasses, and Lp-PLA2 in Individuals with Moderate Hypertriglyceridemia." *Journal of Clinical Lipidology* 9.3 (2015): 360-67. Web.

Rejuviant

- Wang, Shifeng, Chenxi Zhai, Qing Liu, Xing Wang, Zhenzhen Ren, Yuxin Zhang, Yanling Zhang, Qinghua Wu, Shengnan Sun, Shiyong Li, and Yanjiang Qiao. "Cycloastragenol, a Triterpene Aglycone Derived from Radix Astragalii, Suppresses the Accumulation of Cytoplasmic Lipid Droplet in 3T3-L1 Adipocytes." *Biochemical and Biophysical Research Communications* 450.1 (2014): 306-11. Web.
- Zhao, Yan, Qiang Li, Wenjun Zhao, Jia Li, Yan Sun, Kang Liu, Baolin Liu, and Ning Zhang. "Astragaloside IV and Cycloastragenol Are Equally Effective in Inhibition of Endoplasmic Reticulum Stress-associated TXNIP/NLRP3 Inflammasome Activation in the Endothelium." *Journal of*

Comprehensive Multi-Vitamin

- Barringer T, Kirk J, Santaniello A, Foley K, Michielutte R. Effect of a Multivitamin and Mineral Supplement on Infection and Quality of Life. *Annals of Intern Med.* 2003; 138(5):365-371.
- Bendich A. Micronutrients in women's health and immune function. *Nutrition.* 2001; 17(10): 858–867.
- Boelsma E, Hendriks FJ, Roza L. Nutritional skin care: health effects of micronutrients and fatty acids. *American Journal of Clinical Nutrition.* 2001; 73(5):853-864.
- Donaldson M. Nutrition and cancer: A review of the evidence for an anti-cancer diet. *Nutr J.* 2004; 3:19.
- Fawzi WW, Msamanga GI, Spiegelman D, et al. A randomized trial of multivitamin supplements and HIV disease progression and mortality. *N Engl J Med.* 2004; 351(1):23-32.
- Fletcher RH, Fairfield KM. Vitamins for chronic disease prevention in adults: clinical applications. *JAMA.* 2002 Jun; 287(23):3127-3129.
- Gariballa S, Forster S. Effects of dietary supplements on depressive symptoms in older patients: A randomised double-blind placebo-controlled trial. *Clin Nutr.* 2007; 26(5):545-551.
- Garland C, Garland F, Gorham E, et al. The role of vitamin D in cancer prevention. *Amer J of Pub Health.* 2006; 96(2):252-261.
- Giovannucci E, Stampfer M, Colditz G, Hunter D, et al. Multivitamin use, folate, and colon cancer in women in the Nurses' Health Study. *Annals of Intern Med.* 1998; 129(7):517-524.
- Gruenewald J, Graubaum H, Harde A. Effect of a probiotic multivitamin compound on stress and exhaustion. *Advances in Therapy.* 2002; 19(3):141-150.
- Harrison R, Holt D, Pattison D, Elton P. Are those in need taking dietary supplements? A survey of 21,923 adults. *British Journal of Nutrition.* 2004; 91(4):617-623.
- Hollis, BW. Circulating 25-hydroxyvitamin D levels indicative of vitamin D sufficiency: implications for establishing a new effective dietary intake recommendation for vitamin D. *J Nutr.* 2005; 135: 317-322.
- Kimmons J, Blanck H, Tohill B, Zhang J, et al. Associations Between Body Mass Index and the Prevalence of Low Micronutrient Levels Among US Adults. *MedGenMed.* 2006; 8(4):59.
- Kimmons J, Blanck H, Tohill B, Zhang J, et al. Multivitamin use in relation to self-reported body mass index and weight loss attempts. *MedGenMed.* 2006; 8(3):3.
- La Croix A, Newton K, Leveille S, Wallace J. Healthy aging: A woman's issue. *West J Med.* 1997 October; 167(4):220–232.
- Machefer G, Groussard C, Vincent S, Zouhal H, et al. Multivitamin-Mineral Supplementation Prevents Lipid Peroxidation during "The Marathon des Sables". *Journal of the American College of Nutrition.* 2007; 26(2):111-120.
- McKay D, Perrone G, Rasmussen H, Dallal G, et al. The effects of a multivitamin/mineral supplement on micronutrient status, antioxidant capacity and cytokine production in healthy older adults consuming a fortified diet. *Journal of the American College of Nutrition.* 2000; 19(5):613-621.
- Peacock, M, Liu, G, Carey, M, et al. Effect of calcium or 25OH vitamin D3 dietary supplementation on bone loss at the hip in men and women over the age of 60. *J Clin Endocrinol Metab.* 2000; 85: 3011-3019.
- pregnancy among HIV-1-infected women. *American Journal of Clinical Nutrition.* 2002; 76:1082-1090.
- Rimm E, Willett W, Hu F, Sampson L, Colditz G, et al. Folate and vitamin B6 from diet and supplements in relation to risk of coronary heart disease among women. *JAMA.* 1998; 279:359-364.
- Roubenoff R. Physical Activity, Inflammation, and Muscle Loss. *Nutrition Reviews.* 2007; 65(3):s208-s212.
- Scholl T, Hediger M, Bendich A, Schall J, et al. Use of Multivitamin/Mineral Prenatal Supplements: Influence on the Outcome of Pregnancy. *Am J Epidemiol.* 1997; 146:134-141.
- Villamor E et al. Effect of multivitamin and vitamin A supplements on weight gain during
- Zhang S, Moore S, Lin J, Cook N, et al. Folate, vitamin B6, multivitamin supplements, and colorectal cancer risk in women. *Am J Epidemiol.* 2006; 163(2):108-115.

Methylation Formula

- Bailey, Regan L., and Janneke P. Van Wijngaarden. "The Role of B-Vitamins in Bone Health and Disease in Older Adults." *Curr Osteoporosis Rep Current Osteoporosis Reports* 13.4 (2015): 256-61. Web.
- Dijk, Suzanne C. Van, Anke W. Enneman, Karin M.a. Swart, Janneke P. Van Wijngaarden, Annelies C. Ham, Elske M. Brouwer-Brolsma, Nikita L. Van Der Zwaluw, Henk J. Blom, Edith J. Feskens, Johanna Marianna Geleijnse, Natasja M. Van Schoor, Rosalie A.m. Dhonukshe-Rutten, Renate T. De Jongh, Paul Lips, Lisette C.p.g.m. De Groot, Andre G. Uitterlinden, Yvo M. Smulders, Anton H. Van Den Meiracker, Francesco U.s. Mattace Raso, and Nathalie Van Der Velde. "Effects of 2-year Vitamin B12 and Folic Acid Supplementation in Hyperhomocysteinemic Elderly on Arterial Stiffness and Cardiovascular Outcomes within the B-PROOF Trial." *Journal of Hypertension* (2015): 1. Web.
- Eileen Moore, Alastair Mander, David Ames, Ross Carne, Kerrie Sanders and David Watters (2012). Cognitive impairment and vitamin B12: a review. *International Psychogeriatrics*, pp 541-556. Web.
- Farney, John F., Tyler M. McCarthy, G. Cameron, Brian K. Schilling, Stuart A. Bloomer, and J. Richard. "The Effects of Chronic Betaine Supplementation on Exercise Performance, Skeletal Muscle Oxygen Saturation and Associated Biochemical Parameters in Resistance Trained Men." *The Journal of Strength and Conditioning Research* 25.12 (2011): Print.

- Higdon, Jane, and Victoria Drake. "Folic Acid." *An Evidence-based Approach to Vitamins and Minerals: Health Benefits and Intake Recommendations*. Stuttgart: Thieme, 2012. Print.
- Lee, Bor-Jen, Chi-Hua Yen, Hui-Chen Hsu, Jui-Yuan Lin, Simon Hsia, and Ping-Ting Lin. "A Significant Correlation between the Plasma Levels of Coenzyme Q10 and Vitamin B-6 and a Reduced Risk of Coronary Artery Disease." *Nutrition Research* 32.10 (2012): 751-56. Web.
- Wang, Z., T. Yao, M. Pini, Z. Zhou, G. Fantuzzi, and Z. Song. "Betaine Improved Adipose Tissue Function in Mice Fed a High-fat Diet: A Mechanism for Hepatoprotective Effect of Betaine in Nonalcoholic Fatty Liver Disease." *AJP: Gastrointestinal and Liver Physiology* 298.5 (2010): Web.

GI Foundation Support Formula

- Govender, Mershen, Yahya Essop Choonara, Sandy Van Vuuren, Pradeep Kumar, Lisa Claire Du Toit, and Viness Pillay. "A Gastro-resistant Ovalbumin Bi-layered Mini-tablet-in-tablet System for the Delivery of L Actobacillus Acidophilus Probiotic to Simulated Human Intestinal and Colon Conditions." *J Pharm Pharmacol Journal of Pharmacy and Pharmacology* 67.7 (2015): 939-50. Web.
- Maneerat, S., MJ Lehtinen, CE Childs, SD Forssten, E. Alhoniemi, M. Tiphaine, P. Yagoob, AC Ouweland, and RA Rastall. "Consumption of Bifidobacterium Lactis Bi-07 by Healthy Elderly Adults Enhances Phagocytic Activity of Monocytes and Granulocytes – ERATUM." *Journal of Nutritional Science* 3 (2014): Web.
- Ringel, Yehuda, MD, Tamar Ringel-Kulka, MD, Danielle Mair, PA, Ian Carroll, PhD, Joseph A. Galanko, PhD, Gregory Leyer, PhD, and Olafur S. Palsson, PsyD. "Clinical Trial: Probiotic Bacteria Lactobacillus Acidophilus NCFM and Bifidobacterium Lactis Bi-07 Versus Placebo for the Symptoms of Bloating in Patients with Functional Bowel Disorders - a Double-Blind Study." *J Clin Gastroenterol* 45.6 (2011): 518-25. Web.
- Soltan, Dallal MM, M. Mojarrad, F. Baghbani, R. Raofian, J. Mardaneh, and Z. Salehipour. "Effects of Probiotic Lactobacillus Acidophilus and Lactobacillus Casei on Colorectal Tumor Cells Activity (CaCo-2)." *Archives of Iranian Medicine* 18.3 (2015): 167-72. Print.

GI Foundation for Women

- Grompone, Gianfranco, Patricia Martorell, Silvia Llopis, Núria González, Salvador Genovés, Ana Paula Mulet, Tamara Fernández-Calero, Inés Tiscornia, Mariela Bollati-Fogolin, Isabelle Chambaud, Benoit Foligné, Agustín Montserrat, and Daniel Ramón. "Anti-Inflammatory Lactobacillus Rhamnosus CNCM I-3690 Strain Protects against Oxidative Stress and Increases Lifespan in Caenorhabditis Elegans." *PLoS ONE* 7.12 (2012): Web.
- Spinler, Jennifer K., Malai Taweechotipatr, Cheryl L. Rognerud, Ching N. Ou, Somying Tumwasorn, and James Versalovic. "Human-derived Probiotic Lactobacillus Reuteri Demonstrate Antimicrobial Activities Targeting Diverse Enteric Bacterial Pathogens." *Anaerobe* 14.3 (2008): 166-71. Web.
- Villena, Julio, Eriko Chiba, Maria Vizoso-Pinto, Yohsuke Tomosada, Takuya Takahashi, Takamasa Ishizuka, Hisashi Aso, Susana Salva, Susana Alvarez, and Haruki Kitazawa. "Immunobiotic Lactobacillus Rhamnosus Strains Differentially Modulate Antiviral Immune Response in Porcine Intestinal Epithelial and Antigen Presenting Cells." *BMC Microbiology* 14.1 (2014): 126. Web.
- Walter, J., R. A. Britton, and S. Roos. "Host-microbial Symbiosis in the Vertebrate Gastrointestinal Tract and the Lactobacillus Reuteri Paradigm." *Proceedings of the National Academy of Sciences* 108.Supplement_1 (2010): 4645-652. Web.

Estroprotect

- Bolton JL, Thatcher GR. Potential mechanisms of estrogen quinone carcinogenesis. *Chem Res Toxicol*. 2008 Jan;21(1):93-101. [PMID: 18052105]
- Cavaliere E, Chakravarti D, Guttenplan J, et al. Catechol estrogen quinones as initiators of breast and other human cancers: implications for biomarkers of susceptibility and cancer prevention. *Biochim Biophys Acta*. 2006 Aug;1766(1):63-78. [PMID: 16675129]
- Comblatt BS, Ye L, Dinkova-Kostova AT, et al. Preclinical and clinical evaluation of sulforaphane for chemoprevention in the breast. *Carcinogenesis*. 2007 Jul;28(7):1485-90. [PMID: 17347138]
- Dalessandri KM, Firestone GL, Fitch MD, et al. Pilot study: effect of 3,3'-diindolylmethane supplements on urinary hormone metabolites in postmenopausal women with a history of early-stage breast cancer. *Nutr Cancer*. 2004;50(2):161-67. [PMID: 15623462]
- Del Priore G, Gudipudi DK, Montemarano N, et al. Oral diindolylmethane (DIM): pilot evaluation of a nonsurgical treatment for cervical dysplasia. *Gynecol Oncol*. 2010 Mar;116(3):464-67. [PMID: 19939441]
6. Fares F, Azzam N, Appel B, et al. The potential efficacy of 3,3'-diindolylmethane in prevention of prostate cancer development. *Eur J Cancer Prev*. 2010 May;19(3):199-203. [PMID: 20010430]
- Herrmann S, Seidelin M, Bisgaard HC, et al. Indolo[3,2-b]carbazole inhibits gap junctional intercellular communication in rat primary hepatocytes and acts as a potential tumor promoter. *Carcinogenesis*. 2002 Nov;23(11):1861-68. [PMID: 12419834]
- Keum YS. Regulation of the Keap1/Nrf2 system by chemopreventive sulforaphane: implications of posttranslational modifications. *Ann N Y Acad Sci*. 2011 Jul;1229:184-89. [PMID:21793854]
- Misiewicz I, Skupińska K, Kowalska E, et al. Sulforaphane-mediated induction of a phase 2 detoxifying enzyme NAD(P)H:quinone reductase and apoptosis in human lymphoblastoid cells. *Acta Biochim Pol*. 2004;51(3):711-21. [PMID: 15448733]
12. Myzak MC, Dashwood RH. Chemoprotection by sulforaphane: keep one eye beyond Keap1. *Cancer Lett*. 2006 Feb 28;233(2):208-18. [PMID: 16520150]
- Rajoria S, Suriano R, Parmar PS, et al. 3,3'-diindolylmethane modulates estrogen metabolism in patients with thyroid proliferative disease: a pilot study. *Thyroid*. 2011 Mar;21(3):299-304. [PMID: 21254914]
- Sepkovic DW, Stein J, Carlisle AD, et al. Diindolylmethane inhibits cervical dysplasia, alters estrogen metabolism, and enhances immune response in the K14-HPV16 transgenic mouse model. *Cancer Epidemiol Biomarkers Prev*. 2009 Nov;18(11):2957-64. [PMID: 19861518]

DHEA

- Kenny, Anne M., MD, Rebecca S. Boxer, MD, Alison Kleppinger, MS, Jennifer Brindisi, MA, Richard Feinn, PhD, and Joseph A. Bureson, PhD. "Dehydroepiandrosterone Combined with Exercise Improves Muscle Strength and Physical Function in Frail Older Women." *Journal of the American Geriatrics Society* 58.9 (2010): 1707-714. Web.
- Taylor, Marcus K., Genieleah A. Padilla, Katherine E. Stanfill, Amanda E. Markham, Jasmine Y. Khosravi, Michael D. Dial, and Matthew M. Koehler. "Effects of Dehydroepiandrosterone Supplementation during Stressful Military Training: A Randomized, Controlled, Double-blind Field Study." *Stress: The International Journal on the Biology of Stress* 15.1 (2012): 85-96. Web.

Anti- Aromatase Formula

- Ali, J., N. Saigal, S. Baboota, and A. Ahuja. "Microcrystalline Cellulose as a Versatile Excipient in Drug Research." *Journal of Young Pharmacists J Young Pharmacists* 1.1 (2009): 6. Web.
- Baer, David J., Joseph T. Judd, Penny M. Kris-Etherton, Guixiang Zhao, and Edward A. Emken. "Stearic Acid Absorption and Its Metabolizable Energy Value Are Minimally Lower than Those of Other Fatty Acids in Healthy Men Fed Mixed Drinks." *The Journal of Nutrition* 133.12 (2003): 4129-134. Print.
- Bowe, J., X. F. Li, J. Kinsey-Jones, A. Heyerick, S. Brain, S. Milligan, and K. O'byrne. "The Hop Phytoestrogen, 8-prenylnaringenin, Reverses the Ovariectomy-induced Rise in Skin Temperature in an Animal Model of Menopausal Hot Flashes." *Journal of Endocrinology* 191.2 (2006): 399-405. Web.
- Cosentino, Marco, Franca Marino, Ramóna Consuelo Maio, Marco Gioacchino Delle Canne, Marcello Luzzani, Silvano Paracchini, and Sergio Lecchini. "Immunomodulatory Activity of the Lignan 7-hydroxymatairesinol Potassium Acetate (HMR/lignan™) Extracted from the Heartwood of Norway Spruce (Picea Abies)." *International Immunopharmacology* 10.3 (2010): 339-43. Web.
- Rad, M., M. Humpel, O. Schaefer, R. C. Schoemaker, W-D. Schleuning, A. F. Cohen, and J. Burggraaf. "Pharmacokinetics and Systemic Endocrine Effects of the Phyto-estrogen 8-prenylnaringenin after Single Oral Doses to Postmenopausal Women." *British Journal of Clinical Pharmacology* 62.3 (2006): 288-96. Web.
- Rasmussen, HE, DM Guderian, CA Wray, PH Dussault, VL Schlegel, and TP Carr. "Reduction in Cholesterol Absorption Is Enhanced by Stearate-enriched Plant Sterol Esters in Hamsters." *Journal of Nutrition* 136.11 (2006): 2722-2727. Print.
- Wustenberg, T. "Microcrystalline Cellulose." *Cellulose and Cellulose Derivatives in the Food Industry: Fundamentals and Applications*. Wiley – VCH Verlag GmbH & Co. Weinheim, Germany. (2014): 143-84.

Cenegenics Restorative Probiotic

- Chen, J. J., R. Wang, X.-F. Li, and R.-L. Wang. "Bifidobacterium Longum Supplementation Improved High-fat-fed-induced Metabolic Syndrome and Promoted Intestinal Reg I Gene Expression." *Experimental Biology and Medicine* 236.7 (2011): 823-31. Web.
- Chiu, Yi-Heng, Ying-Chen Lu, Chu-Chyn Ou, Shiao-Lin Lin, Chin-Chi Tsai, Chien-Tsai Huang, and Meei-Yn Lin. "Lactobacillus Plantarum MYL26 Induces Endotoxin Tolerance Phenotype in Caco-2 Cells." *BMC Microbiol BMC Microbiology* 13.1 (2013): 190. Web.
- Ethnopharmacology* 169 (2015): 210-18. Web.
- Govender, Mershen, Yahya Essop Choonara, Sandy Van Vuuren, Pradeep Kumar, Lisa Claire Du Toit, and Viness Pillay. "A Gastro-resistant Ovalbumin B-layered Mini-tablet-in-tablet System for the Delivery of L Actobacillus Acidophilus Probiotic to Simulated Human Intestinal and Colon Conditions." *J Pharm Pharmacol Journal of Pharmacy and Pharmacology* 67.7 (2015): 939-50. Web.
- Maneerat, Sujira, Markus J. Lehtinen, Caroline E. Childs, Sofia Forssten, Esa Alhoniemi, Milin Tiphaine, Parveen Yaquooob, Arthur C. Ouwehand, and Robert A. Rastall. "Consumption of Bifidobacterium Lactis Bi-07 by Healthy Elderly Adults Enhances Phagocytic Activity of Monocytes and Granulocytes – ERRATUM." *Journal of Nutritional Science* 3 (2014): n. pag. Web.
- Medina, M., E. Izquierdo, S. Ennahar, and Y. Sanz. "Differential Immunomodulatory Properties of Bifidobacterium Logum Strains: Relevance to Probiotic Selection and Clinical Applications." *Clinical & Experimental Immunology* 150.3 (2007): 531-38. Web.
- Michaël Messaoudi, Robert Lalonde, Nicolas Violle, Hervé Javelot, Didier Desor, Amine Nejdj, Jean-François Bisson, Catherine Rougeot, Matthieu Pichelin, Murielle Cazaubiel and Jean-Marc Cazaubiel (2011). Assessment of psychotropic-like properties of a probiotic formulation (Lactobacillus helveticus R0052 and Bifidobacterium longum R0175) in rats and human subjects. *British Journal of Nutrition*, 105, pp 755-764.
- Salaj, Rastislav, Jana Štofílová, Alena Šoltesová, Zdenka Hertelyová, Emília Híjová, Izabela Bertková, Ladislav Strojíný, Peter Kružliak, and Alojz Bomba. "The Effects of Two Lactobacillus Plantarum Strains on Rat Lipid Metabolism Receiving a High Fat Diet." *The Scientific World Journal* 2013 (2013): 1-7. Web.
- Soltan, Dallal MM, M. Mojarrad, F. Baghbani, R. Raoofian, J. Mardaneh, and Z. Salehipour. "Effects of Probiotic Lactobacillus Acidophilus and Lactobacillus Casei on Colorectal Tumor Cells Activity (CaCo-2)." *Archives of Iranian Medicine* 18.3 (2015): 167-72. Print.
- Waller, Philip A., Pramod K. Gopal, Gregory J. Leyer, Arthur C. Ouwehand, Cheryl Reifer, Morgan E. Stewart, and Larry E. Miller. "Dose-response Effect of Bifidobacterium Lactis HN019 on Whole Gut Transit Time and Functional Gastrointestinal Symptoms in Adults." *Scand J Gastroenterol Scandinavian Journal of Gastroenterology* 46.9 (2011): 1057-064. Web.

14 Day Essential Detox

Brain Enhancement Multi Vitamin

- Atkuri, Kondala R., John J. Mantovani, Leonard A. Herzenberg, and Leonore A. Herzenberg. "N-Acetylcysteine—a Safe Antidote for Cysteine/glutathione Deficiency." *Current Opinion in Pharmacology* 7.4 (2007): 355-59. Web.
- Evans, Marian, Valentine Yanchou Nijke, Martha Hoxley, Meghan Pearson, and David L. Katz. "Effect of Soy Isoflavone Protein and Soy Lecithin on Endothelial Function in Healthy Postmenopausal Women." *Menopause* 14.1 (2007): 141-49. Web.
- Gulyás, Balázs, Ádám Vas, Miklós Tóth, Akihiro Takano, Andrea Varrone, Zsolt Cselényi, Martin Schain, Patrik Mattsson, and Christer Halldin. "Age and Disease Related Changes in the Translocator Protein (TSPO) System in the Human Brain: Positron Emission Tomography Measurements with [¹¹C]vinpocetine." *NeuroImage* 56.3 (2011): 1111-121. Web.
- Jiang, Yongzhi, Sang K. Noh, and Sung I. Koo. "Egg Phosphatidylcholine Decreases the Lymphatic Absorption of Cholesterol in Rats." *The Journal of Nutrition* 131.9 (2001): 2358-363. Print.
- Kasper, Siegfried. "Phytopharmaceutical Treatment of Anxiety, Depression, and Dementia in the Elderly: Evidence from Randomized, Controlled Clinical Trials." *Wiener Medizinische Wochenschrift Wien Med Wochenschr* (2015): n. pag. Web.
- Kawamura, Takashi, MS, Takeshi Okubo, PhD, Koji Sato, PHD, Satoshi Fujita, PhD, Kazushige Goto, PhD, Takafumi Hamaoka, and Motoyuki Lemitsu, PhD. "Glycerophosphocholine Enhances Growth Hormone Secretion and Fat Oxidation in Young Adults." *Nutrition* 28.11-12 (2012): 1122-126. Print.
- Kennedy, D. O., C. F. Haskell, P. L. Mauri, and A. B. Scholey. "Acute Cognitive Effects of Standardised Ginkgo Biloba Extract Complexed with Phosphatidylserine." *Human Psychopharmacology: Clinical and Experimental* 22.4 (2007): 199-210. Web.
- Lee, Richard, Daniel West, Stuart M. Phillips, and Philip Britz-Mckibbin. "Differential Metabolomics for Quantitative Assessment of Oxidative Stress with Strenuous Exercise and Nutritional Intervention: Thiol-Specific Regulation of Cellular Metabolism with N -Acetyl- L -Cysteine Pretreatment." *Anal. Chem. Analytical Chemistry* 82.7 (2010): 2959-968. Web.
- Patyar, Sazal, Ajay Prakash, Manish Modi, and Bikash Medhi. "Role of Vinpocetine in Cerebrovascular Diseases." *Pharmacological Reports* 63.3 (2011): 618-28. Web.
- Vakhpova, Veronika, Tzafra Cohen, Yael Richter, Yael Herzog, and Amos D. Korczyn. "Phosphatidylserine Containing ω-3 Fatty Acids May Improve Memory Abilities in Non-Demented Elderly with Memory Complaints: A Double-Blind Placebo-Controlled Trial." *Dementia and Geriatric Cognitive Disorders* 29.5 (2010): 467-74. Web.
- Wu, C., X. Zhao, X. Zhang, S. Liu, H. Zhao, and Y. Chen. "Effect of Ginkgo Biloba Extract on Apoptosis of Brain Tissues in Rats with Acute Cerebral Infarction and Related Gene Expression." *Genet. Mol. Res. Genetics and Molecular Research* 14.2 (2015): 6387-394. *PubMed.gov*. Web. 10 July 2015.
- Ziegenfuss, Tim, Jamie Landis, and Jennifer Hofheins. "Acute Supplementation with Alpha-glycerolphosphorylcholine Augments Growth Hormone Response To, and Peak Force Production During, Resistance Exercise." *Journal of the International Society of Sports Nutrition* 5.Suppl 1 (2008): Web.

Restorative Joint Support

- Chen, Y.-J., Y.-S. Huang, J.-T. Chen, Y.-H. Chen, M.-C. Tai, C.-L. Chen, and C.-M. Liang. "Protective Effects of Glucosamine on Oxidative-Stress and Ischemia/Reperfusion-Induced Retinal Injury." *Investigative Ophthalmology & Visual Science* 56.3 (2015): 1506-516. Web.
- Gabay, Cem, Carole Medinger-Sadowski, Danielle Gascon, Frank Kolo, and Axel Finckh. "Symptomatic Effects of Chondroitin 4 and Chondroitin 6 Sulfate on Hand Osteoarthritis: A Randomized, Double-blind, Placebo-controlled Clinical Trial at a Single Center." *Arthritis & Rheumatism* 63.11 (2011): 3383-391. Web.
- Hostanska, Katarina, Joerg Melzer, Matthias Rostock, Andy Suter, and Reinhard Saller. "Alteration of Anti-inflammatory Activity of H Arpagophytum Procumbens (devil's Claw) Extract after External Metabolic Activation with S9 Mix." *J Pharm Pharmacol Journal of Pharmacy and Pharmacology* 66.11 (2014): 1606-614. Web.
- Kamarudin, Taty, Elvy Suhana Mohd Ramli, Sriji Das, Faizah Othman, and AH Hamzaini. "Anti-inflammatory Effect of Curcuma Longa (turmeric) on Collagen-induced Arthritis: An Anatomico-radiological Study." *Departments of Anatomy, Faculty of Medicine, Radiodiagnosis, UNiversiti Kebangsaan Malaysia Medical Centre* 162.3 (2011): 201-07. Print.
- Lee, Young Ho, Jin-Hyun Woo, Seong Jae Choi, Jong Dae Ji, and Gwan Gyu Song. "Effect of Glucosamine or Chondroitin Sulfate on the Osteoarthritis Progression: A Meta-analysis." *Rheumatol Int Rheumatology International* 30.3 (2010): 357-63. Web.
- Lemos, George Azevedo, Renato Rissi, Edson Rosa Pimentel, and Evanisi Teresa Palomari. "Effects of High Molecular Weight Hyaluronic Acid on Induced Arthritis of the Temporomandibular Joint in Rats." *Acta Histochemica* (2015): Web.
- Migliore, A., and S. Procopio. "Effectiveness and Utility of Hyaluronic Acid in Osteoarthritis." *Clinical Cases in Mineral and Bone Metabolism: The Official Journal of the Italian Society of Osteoporosis, Mineral Metabolism, and Skeletal Diseases*. 12.1 (2015): 31-33. Web.
- Mothana, Ramzi A.a. "Anti-inflammatory, Antinociceptive and Antioxidant Activities of the Endemic Soqotraen Boswellia Elongata Balf. F. and Jatropha Unicotata Balf. F. in Different Experimental Models." *Food and Chemical Toxicology* 49.10 (2011): 2594-599. Web.
- Nakhostin-Roohi, Babak, Sarah Barmaki, Faegheh Khoshkharesh, and Shahab Bohlooli. "Effect of Chronic Supplementation with Methylsulfonylmethane on Oxidative Stress following Acute Exercise in Untrained Healthy Men." *Journal of Pharmacy and Pharmacology* 63.10 (2011): 1290-294. Web.
- Nakhostin-Roohi, Babak, Sarah Barmaki, Faegheh Khoshkharesh, and Shahab Bohlooli. "Effect of Chronic Supplementation with Methylsulfonylmethane on Oxidative Stress following Acute Exercise in Untrained Healthy Men." *Journal of Pharmacy and Pharmacology* 63.10 (2011): 1290-294. Web.
- Ramírez-Tortosa, M.c., M.d. Mesa, M.c. Aguilera, J.I. Quiles, L. Baró, C.I. Ramirez-Tortosa, E. Martinez-Victoria, and A. Gil. "Oral Administration of a Turmeric Extract Inhibits LDL Oxidation and Has Hypocholesterolemic Effects in Rabbits with Experimental Atherosclerosis." *Atherosclerosis* 147.2 (1999): 371-78. Web.
- Rovati, L. C., F. Girolami, and S. Persiani. "Crystalline Glucosamine Sulfate in the Management of Knee Osteoarthritis: Efficacy, Safety, and Pharmacokinetic Properties." *Therapeutic Advances in Musculoskeletal Disease* 4.3 (2012): 167-80. Web.

- Sengupta, Krishanu, Jayaprakash N. Kolla, Alluri V. Krishnaraju, Nandini Yalamanchili, Chirravuri V. Rao, Trimurtulu Golakoti, Smriti Raychaudhuri, and Siba P. Raychaudhuri. "Cellular and Molecular Mechanisms of Anti-inflammatory Effect of Aflapin: A Novel Boswellia Serrata Extract." *Mol Cell Biochem Molecular and Cellular Biochemistry* 354.1-2 (2011): 189-97. Web.
- Wegener, Tankred, and Niels-Peter Lupke. "Treatment of Patients with Arthrosis of Hip or Knee with an Aqueous Extract of Devil's Claw (*Harpagophytum Procumbens* DC.)." *Phytotherapy Research Phytother. Res.* 17.10 (2003): 1165-172. Web.

Anti-Oxidant Defense

- Ceriello, A. New insights on oxidative stress and diabetic complications may lead to a "causal" antioxidant therapy. *Diabetes Care.* 2003 May; 26(5): 1589-1596.
- Da Ros R, Assaloni R, Ceriello A. Molecular targets of diabetic vascular complications and potential new drugs. *Curr Drug Targets.* 2005 Jun; 6(4): 503-559.
- Ames BN, Liu J. Delaying the mitochondrial decay of aging with acetylcarnitine. *Ann N Y Acad Sci.* 2004 Nov; 1033:108-116.
- Komeima K, Rogers BS, Lu L, Campochiaro PA. Antioxidants reduce cone cell death in a model of retinitis pigmentosa. *Proc Natl Acad Sci U S A.* 2006 Jul 25; 103(30): 11300-11305.
- Packer L, Tritschler HJ, Wessel K. Neuroprotection by the metabolic antioxidant alpha-lipoic acid. *Free Radic Biol Med.* 1997; 22(1-2): 359-378.
- Holmquist L, Stuchbury G, Berbaum K, et al. Lipoic acid as a novel treatment for Alzheimer's disease and related dementias. *Pharmacol Ther.* 2007 Jan; 113(1): 154-164.
- Prior RL. Guohua C. Analysis of Botanicals and Dietary Supplements for Antioxidant Capacity: A Review. *Journal of AOAC International.* 2000 July 83(4): 950-956.
- Cuiwei Z, Giusti MM, Malik M, Moyer MP, Magnuson BA. Effects of commercial anthocyanin-rich extracts on colonic cancer and nontumorigenic colonic cell growth. *J Agric Food Chem.* 2004; 52: 6122-6128.
- Pilaczynska-Szczesniak L, Skarpanska-Steinborn A, Deskur E, Basta P, Horoszkiewicz-Hassan M. The influence of chokeberry juice supplementation on the reduction of oxidative stress resulting from an incremental rowing ergometer exercise. *Int J Sport Nutr Exerc Metab.* 2005; 15(1): 48-58.
- Bao L, Yao XS, Yao CC, Tsi D, et al. Protective effects of bilberry (*Vaccinium myrtillus* L.) extract on restraint stress-induced liver damage in mice. *J Agric Food Chem.* 2008 Sep 10; 56(17): 7803-7807.
- Yang W, Wang X, Wang M, et al. Protective effects of the granule of *Sambucus chinensis* Lindl on acute hepatic injury. *Zhong Yao Cai.* 2005 Dec; 28(12): 1085-1089.
- Bell DR, Gochenaur K. Direct vasoactive and vasoprotective properties of anthocyanin-rich extracts. *J Appl Physiol.* 2006 Apr; 100(4): 1164-1170.
- Cooke, M, Iosia, M, Buford, T, et al. Effects of acute and 14-day coenzyme Q10 supplementation on exercise performance in both trained and untrained individuals. *J Int Soc Sports Nutr.* 2008 Mar;5:8.
- Fuller, B, Smith, D, et al. Anti-inflammatory effects of CoQ10 and colorless carotenoids. *J Cosmet Dermatol.* 2006 Mar; 5(1):30-38.
- Hoppe, U, Bergemann, J, Diembeck, W, et al. Coenzyme Q10, a cutaneous antioxidant and energizer. *Biofactors.* 1999; 9(2-4):371-378.
- Mandel SA, Amit T, Kalfon L, et al. Targeting multiple neurodegenerative diseases etiologies with multimodal-acting green tea catechins. *J Nutr.* 2008 Aug; 138(8): 1578 S-1583 S.
- Antonello M, Montemurro D, Bolognesi M, et al. Prevention of hypertension, cardiovascular damage and endothelial dysfunction with green tea extracts. *Am J Hypertens.* 2007 Dec; 20(12): 1321-1328.
- Thangapazham RL, Singh AK, Sharma A, et al. Green tea polyphenols and its constituent epigallocatechin gallate inhibits proliferation of human breast cancer cells in vitro and in vivo. *Cancer Lett.* 2007 Jan 8; 245(1-2): 232-241.
- Thangapazham RL, Passi N, Maheshwari RK. Green tea polyphenol and epigallocatechin gallate induce apoptosis and inhibit invasion in human breast cancer cells. *Cancer Biol Ther.* 2007 Dec; 6(12): 1938-1943.
- Coyle CH, Phillips BJ, Morrisroe SN, et al. Antioxidant effects of green tea and its polyphenols on bladder cells. *Life Sci.* 2008 Jul 4; 83(1-2): 12-18.
- Nakazato T, Ito K, Ikeda Y, Kizaki M. Green tea component, catechin, induces apoptosis of human malignant B cells via production of reactive oxygen species. *Clin Cancer Res.* 2005 Aug 15; 11(16): 6040-6049.
- Ergüder IB, Namuslu M, Sözüner U, et al. Effects of aqueous green tea extract on activities of DNA turn-over enzymes in cancerous and non-cancerous human gastric and colon tissues. *Altern Ther Health Med.* 2008 May-Jun; 14(3): 30-33.
- Shankar S, Ganapathy S, Hingorani SR, Srivastava RK. EGCG inhibits growth, invasion, angiogenesis and metastasis of pancreatic cancer. *Front Biosci.* 2008 Jan 1; 13: 440-452.
- Panza VS, Wazlawik E, Ricardo Schütz G, et al. Consumption of green tea favorably affects oxidative stress markers in weight-trained men. *Nutrition.* 2008 May; 24(5): 433-42.
- Yedjou CG, Tchounwou PB. N-acetyl-L-cysteine affords protection against lead-induced cytotoxicity and oxidative stress in human liver carcinoma (HepG2) cells. *Int J Environ Res Public Health.* 2007 Jun; 4(2): 132-137.
- Guler G, Turkozer Z, Tomruk A, Seyhan N. The protective effects of N-acetyl-L-cysteine and Epigallocatechin-3-gallate on electric field-induced hepatic oxidative stress. *Int J Radiat Biol.* 2008 Aug; 84(8): 669-680.
- Santra A, Chowdhury A, Ghata S, et al. Arsenic induces apoptosis in mouse liver is mitochondria dependent and is abrogated by N-acetylcysteine. *Toxicol Appl Pharmacol.* 2007 Apr 15; 220(2): 146-155.
- Rimbach G, Virgili F, Park YC, Packer L. Effect of procyanidins from *Pinus maritima* on glutathione levels in endothelial cells challenged by 3-morpholinosydnonimine or activated macrophages. *Redox Rep.* 1999; 4(4): 171-177.
- Rohdewald P. A review of the French maritime pine bark extract (Pycnogenol), a herbal medication with a diverse clinical pharmacology. *Int J Clin Pharmacol Ther.* 2002 Apr; 40(4): 158-168.
- Asset G, Staels B, Wolff RL, et al. Effects of *Pinus pinaster* and *Pinus koraiensis* seed oil supplementation on lipoprotein metabolism in the rat. *Lipids.* 1999 Jan; 34(1): 39-44.
- Devaraj S, Vega-López S, Kaul N, et al. Supplementation with a pine bark extract rich in polyphenols increases plasma antioxidant capacity and alters the plasma lipoprotein profile. *Lipids.* 2002 Oct; 37(10): 931-934.
- Rimbach G, Virgili F, Park YC, Packer L. Effect of procyanidins from *Pinus maritima* on glutathione levels in endothelial cells challenged by 3-morpholinosydnonimine or activated macrophages. *Redox Rep.* 1999; 4(4): 171-177.
- Rohdewald P. A review of the French maritime pine bark extract (Pycnogenol), a herbal medication with a diverse clinical pharmacology. *Int J Clin Pharmacol Ther.* 2002 Apr; 40(4): 158-168.
- No authors listed. Quercetin. *Monograph. Altern Med Rev.* 1998 Apr;3(2):140-3.
- Nothlings U, Murphy SP, Wilkens LR, et al. A food pattern that is predictive of flavonol intake and risk of pancreatic cancer. *Am J Clin Nutr.* 2008 Dec;88(6):1653-1662.
- Gates MA, Tworoger SS, Hecht JL, et al. A prospective study of dietary flavonoid intake and incidence of epithelial ovarian cancer. *Int J Cancer.* 2007 Nov 15;121(10):2225-2232.
- Satyanarayana PS, Singh D, Chopra K. Quercetin, a bioflavonoid, protects against oxidative stress-related renal dysfunction by cyclosporine in rats. *Exp Clin Pharmacol.* 2001 May;23(4):175-181.
- Pignatelli P, Pulcinelli FM, Celestini A, Ghiselli A, et al. The flavonoids quercetin and catechin synergistically inhibit platelet function by antagonizing the intracellular production of hydrogen peroxide. *Am J Clin Nutr.* 2000;72:1150-1155.
- Luiz da Silva E, Tsushida T, Terao J. Inhibition of mammalian 15-lipoxygenase-dependent lipid peroxidation in low-density lipoprotein by quercetin and quercetin monoglucosides. *Arch Biochem Biophys.* 1998 Jan;349(2):313-320.
- Cornish KM, Williamson G, Sanderson J. Quercetin metabolism in the lens: role in inhibition of hydrogen peroxide induced cataract. *Free Radic Biol Med.* 2002 Jul;33(1):63-70.

Cardio Protect Plus Cholesterol Defense

- Addis, Paul, PhD, Linda M. Shechterle, PhD, and John A. St. Cyr, MD. "Cellular Protection During Oxidative Stress: A Potential Role for D-ribose and Antioxidants." *Journal of Dietary Supplements* 9.3 (2012): Web.

- Atkuri, Kondala R., John J. Mantovani, Leonard A. Herzenberg, and Leonore A. Herzenberg. "N-Acetylcysteine—a Safe Antidote for Cysteine/glutathione Deficiency." *Current Opinion in Pharmacology* 7.4 (2007): 355-59. Web.
- Bogsrud, Martin Præven, Leiv Ose, Gisle Langslet, Inger Ottestad, Ellen Charlotte Strøm, Tor-Arne Hagve, and Kjetil Retterstøl. "HypoCol (red Yeast Rice) Lowers Plasma Cholesterol – a Randomized Placebo Controlled Study." *Scandinavian Cardiovascular Journal* 44.4 (2010): 197-200. Web.
- Butt, Masood Sadiq, Imran Pasha, Muhammad Tauseef Sultan, Muhammad Atif Randhawa, Farhan Saeed, and Waqas Ahmed. "Black Pepper and Health Claims: A Comprehensive Treatise." *Critical Reviews in Food Science and Nutrition* 53.9 (2013): 875-86. Web.
- Duangjai, Acharaporn, Kornkanok Ingkaninan, Sakonwun Praputbut, and Nanteetip Limpeanchob. "Black Pepper and Piperine Reduce Cholesterol Uptake and Enhance Translocation of Cholesterol Transporter Proteins." *Journal of Natural Medicines J Nat Med* 67.2 (2012): 303-10. Web.
- Farsi, F., M. Mohammadshahi, A. Rezaadeh, M. Zarei, and KA Engali. "Functions of Coenzyme Q10 Supplementation on Liver Enzymes, Markers of Systemic Inflammation, and Adipokines in Patients Affected by Nonalcoholic Fatty Liver Disease: A Double-Blind, Placebo-Controlled, Randomized Clinical Trial." *Journal of the American College of Nutrition* 9.1-8 (2015): Print.
- Kaikkonen, Jari, Lotta Kosonen, Kristiina Nyyssönen, Elina Porkkala-Sarataho, Riitta Salonen, Heikki Korpela, and Jukka T. Salonen. "Effect of Combined Coenzyme Q10 and D- α -tocopheryl Acetate Supplementation on Exercise-induced Lipid Peroxidation and Muscular Damage: A Placebo-controlled Double-blind Study in Marathon Runners." *Free Radical Research Free Radic Res* 29.1 (1998): 85-92. Web.
- Kalaivani, M., R. Sabitha, V. Kalaiselvan, and A. Rajasekaran. "Health Benefits and Clinical Impact of Major Nutrient, Red Yeast Rice: A Review." *Food and Bioprocess Technology Food Bioprocess Technol* 3.3 (2009): 333-39. Web.
- Lee, Bor-Jen, Chi-Hua Yen, Hui-Chen Hsu, Jui-Yuan Lin, Simon Hsia, and Ping-Ting Lin. "A Significant Correlation between the Plasma Levels of Coenzyme Q10 and Vitamin B-6 and a Reduced Risk of Coronary Artery Disease." *Nutrition Research* 32.10 (2012): 751-56. Web.
- Lee, Richard, Daniel West, Stuart M. Phillips, and Philip Britz-Mckibbin. "Differential Metabolomics for Quantitative Assessment of Oxidative Stress with Strenuous Exercise and Nutritional Intervention: Thiol-Specific Regulation of Cellular Metabolism with N -Acetyl- L -Cysteine Pretreatment." *Anal. Chem. Analytical Chemistry* 82.7 (2010): 2959-968. Web.
- Racette, Susan B., Xiabo Lin, Michael Lefevre, Catherine Anderson Spearie, Marlene M. Most, Lina Ma, and Richard E. Ostlund. "The American Journal of Clinical Nutrition." *Dose Effects of Dietary Phytosterols on Cholesterol Metabolism: A Controlled Feeding Study*. American Society for Nutrition, 2010. Web.
- Shecterle, Linda M., Kathleen R. Terry, and John A. St. Cyr. "The Patented Uses of D-Ribose in Cardiovascular Diseases." *PRC Recent Patents on Cardiovascular Drug Discovery* 5.2 (2010): 138-42. Web.
- Wang, Yu, Bin-cheng Liu, Yun-hong Ren, Li-zhi Hu, and Dian-yu Yu. "Lipid-lowering Effect of Phytosterol Ester in Hyperlipidemic Rats." *College of Food Science and Technology Journal* 17 (2011): Web.
- Zarringhalam, M., J. Zarringhalam, M. Shadnough, F. Safaeyan, and E. Tekieh. "Inhibitory Effect of Black and Red Pepper and Thyme Extracts and Essential Oils on Enterohemorrhagic Escherichia Coli and DNase Activity of Staphylococcus Aureus." *Iranian Journal of Pharmaceutical Research* 12.3 (2013): 363-69. Web.

B-Well Vitality

- Bai, S. Y., D. I. Briggs, and M. H. Vickers. "Increased Systolic Blood Pressure in Rat Offspring following a Maternal Low-protein Diet Is Normalized by Maternal Dietary Choline Supplementation." *Journal of Developmental Origins of Health and Disease J Devel Orig Health Dis* 3.05 (2012): 342-49. Web.
- Bailey, Regan L., and Janneke P. Van Wijngaarden. "The Role of B-Vitamins in Bone Health and Disease in Older Adults." *Curr Osteoporosis Rep Current Osteoporosis Reports* 13.4 (2015): 256-61. Web.
- Croze, Marine L., Alain Géloloën, and Christophe O. Soulage. "Abnormalities in Myo-inositol Metabolism Associated with Type 2 Diabetes in Mice Fed a High-fat Diet: Benefits of a Dietary Myo-inositol Supplementation." *Br J Nutr British Journal of Nutrition* 113.12 (2015): 1862-875. Web.
- Croze, Marine L., and Christophe O. Soulage. "Potential Role and Therapeutic Interests of Myo-inositol in Metabolic Diseases." *Biochimie* 95.10 (2013): 1811-827. Web.
- Dijk, Suzanne C. Van, Anke W. Enneman, Karin M.a. Swart, Janneke P. Van Wijngaarden, Annelies C. Ham, Elske M. Brouwer-Brolsma, Nikita L. Van Der Zwaluw, Henk J. Blom, Edith J. Feskens, Johanna Marianna Geleijnse, Natasja M. Van Schoor, Rosalie A.m. Dhonukshe-Rutten, Renate T. De Jongh, Paul Lips, Lisette C.p.g.m. De Groot, Andre G. Uitterlinden, Yvo M. Smulders, Anton H. Van Den Meiracker, Francesco U.s. Mattace Raso, and Nathalie Van Der Velde. "Effects of 2-year Vitamin B12 and Folic Acid Supplementation in Hyperhomocysteinemic Elderly on Arterial Stiffness and Cardiovascular Outcomes within the B-PROOF Trial." *Journal of Hypertension* (2015): 1. Web.
- Eileen Moore, Alastair Mander, David Ames, Ross Carne, Kerrie Sanders and David Watters (2012). Cognitive impairment and vitamin B12: a review. *International Psychogeriatrics*, pp 541-556. Web.
- Higdon, Jane, and Victoria Drake. "Folic Acid." *An Evidence-based Approach to Vitamins and Minerals: Health Benefits and Intake Recommendations*. Stuttgart: Thieme, 2012. Print.
- Lee, Bor-Jen, Chi-Hua Yen, Hui-Chen Hsu, Jui-Yuan Lin, Simon Hsia, and Ping-Ting Lin. "A Significant Correlation between the Plasma Levels of Coenzyme Q10 and Vitamin B-6 and a Reduced Risk of Coronary Artery Disease." *Nutrition Research* 32.10 (2012): 751-56. Web.
- Wallace, Julie M. W., Jacqueline M. McCormack, Helene McNulty, Paula M. Walsh, Paula J. Robson, Maxine P. Bonham, Maresa E. Duffy, Mary Ward, Anne M. Molloy, John M. Scott, Per M. Ueland, and J. J. Strain. "Choline Supplementation and Measures of Choline and Betaine Status: A Randomised, Controlled Trial in Postmenopausal Women." *British Journal of Nutrition* 108.07 (2011): 1264-271. Web.

Rest Assured

- Butt, Masood Sadiq, Imran Pasha, Muhammad Tauseef Sultan, Muhammad Atif Randhawa, Farhan Saeed, and Waqas Ahmed. "Black Pepper and Health Claims: A Comprehensive Treatise." *Critical Reviews in Food Science and Nutrition* 53.9 (2013): 875-86. Web.
- Dodd, F. L., D. O. Kennedy, L. M. Riby, and C. F. Haskell-Ramsay. "A Double-blind, Placebo-controlled Study Evaluating the Effects of Caffeine and L-theanine Both Alone and in Combination on Cerebral Blood Flow, Cognition and Mood." *Psychopharmacology* 232.14 (2015): 2563-576. Web.
- Duangjai, Acharaporn, Kornkanok Ingkaninan, Sakonwun Praputbut, and Nanteetip Limpeanchob. "Black Pepper and Piperine Reduce Cholesterol Uptake and Enhance Translocation of Cholesterol Transporter Proteins." *Journal of Natural Medicines J Nat Med* 67.2 (2012): 303-10. Web.
- LaValle, James B., and Ernest Hawkins. *Relora: The Natural Breakthrough to Losing Stress-related Fat and Wrinkles*. North Bergen, NJ: Basic Health, 2003. Print.
- Liu, Y., J. M. Yuan, L. S. Zhang, Y. R. Zhang, S. M. Cai, J. H. Yu, and Z. F. Xia. "Effects of Tryptophan Supplementation on Growth Performance, Antioxidative Activity, and Meat Quality of Ducks under High Stocking Density." *Poult. Sci. Poultry Science* (2015): Web.
- Mirica, Silvia N., Oana M. Duicu, Simona L. Trancota, Ovidiu Fira-Mladinescu, Denis Angoulvant, and Danina M. Muntean. "Magnesium Orotate Elicits Acute Cardioprotection at Reperfusion in Isolated and in Vivo Rat Hearts." *Canadian Journal of Physiology and Pharmacology Can. J. Physiol. Pharmacol.* 91.2 (2013): 108-15. Web.
- Perez-Vargas, J., N. Zarco, P. Vergara, M. Shibayama, J. Segovia, V. Tsutsumi, and P. Muriel. "L-Theanine Prevents Carbon Tetrachloride-induced Liver Fibrosis via Inhibition of Nuclear Factor β and Down-regulation of Transforming Growth Factor and Connective Tissue Growth Factor." *Human & Experimental Toxicology* (2015): Web.
- Poletto, Rosangela, Fabiana C. Kretzer, and Maria J. Hötzel. "Minimizing Aggression during Mixing of Gestating Sows with Supplementation of a Tryptophan-enriched Diet." *Physiology & Behavior* 132 (2014): 36-43. Web.
- Ritsner, Michael S., Chanoch Miodownik, Yael Ratner, Tatyana Shleifer, Maria Mar, Leonid Pintov, and Vladimir Lerner. "L-Theanine Relieves Positive, Activation, and Anxiety Symptoms in Patients With Schizophrenia and Schizoaffective Disorder." *The Journal of Clinical Psychiatry* 72.01 (2011): 34-42. Web.
- Shechter, Michael. "Magnesium and Cardiovascular System." *John Libbey Eurotext* 23.2 (2010): 60-72. Web.
- Talbott, Shawn M., Julie A. Talbott, and Mike Pugh. "Effect of Magnolia Officinalis and Phellodendron Amurense (Relora®) on Cortisol and Psychological Mood State in Moderately Stressed Subjects." *J Int Soc Sports Nutr Journal of the International Society of Sports Nutrition* 10.1 (2013): 37. Web.
- Zarringhalam, M., J. Zarringhalam, M. Shadnough, F. Safaeyan, and E. Tekieh. "Inhibitory Effect of Black and Red Pepper and Thyme Extracts and Essential Oils on Enterohemorrhagic Escherichia Coli and DNase Activity of Staphylococcus Aureus." *Iranian Journal of Pharmaceutical Research* 12.3 (2013): 363-69. Web.

Incinerate Power

- Akira S, Hemmi H. Recognition of pathogen-associated molecular patterns by tlr family. *Immunology letters*. 2003;85:85-95
- Behm DJ, Ogbonna A, Wu C, Burns-Kurtis CL, Douglas SA. Epoxyeicosatrienoic acids function as selective, endogenous antagonists of native thromboxane receptors: Identification of a novel mechanism of vasodilation. *Journal of Pharmacology and Experimental Therapeutics*. 2009;328:231-239
- Brown G, Cohen PP. Comparative biochemistry of urea synthesis i. Methods for the quantitative assay of urea cycle enzymes in liver. *Journal of Biological Chemistry*. 1959;234:1769-1774
- Channon J, Leslie CC. A calcium-dependent mechanism for associating a soluble arachidonoyl-hydrolyzing phospholipase a2 with membrane in the macrophage cell line raw 264.7. *Journal of Biological Chemistry*. 1990;265:5409-5413
- Cheng K, Cahill DS, Kasai H, Nishimura S, Loeb LA. 8-hydroxyguanine, an abundant form of oxidative DNA damage, causes g----t and a----c substitutions. *Journal of Biological Chemistry*. 1992;267:166
- Deeks S. Immune dysfunction, inflammation, and accelerated aging in patients on antiretroviral therapy. *Topics in HIV medicine: a publication of the International AIDS Society, USA*. 2009;17:118
- Finch CE. Evolution of the human lifespan and diseases of aging: Roles of infection, inflammation, and nutrition. *Proceedings of the National Academy of Sciences*. 2010;107:1718-1724
- Fujishima H, Mejia ROS, Bingham CO, Lam BK, Sapirstein A, Bonventre JV, Austen KF, Arm JP. Cytosolic phospholipase a2 is essential for both the immediate and the delayed phases of eicosanoid generation in mouse bone marrow-derived mast cells. *Proceedings of the National Academy of Sciences*. 1999;96:4803-4807
- Gilroy DW, Colville-Nash PR. New insights into the role of cox 2 in inflammation. *Journal of molecular medicine*. 2000;78:121-129
- Loft S, Poulsen H. Cancer risk and oxidative DNA damage in man. *Journal of molecular medicine*. 1996;74:297-312
- Lotze MT, Zeh HJ, Rubartelli A, Sparvero LJ, Amoscato AA, Washburn NR, DeVera ME, Liang X, Tör M, Billiar T. The grateful dead: Damage-associated molecular pattern molecules and reduction/oxidation regulate immunity. *Immunological reviews*. 2007;220:60-81
- Marnett LJ. Lipid peroxidation--DNA damage by malondialdehyde. *Mutation Research/Fundamental and Molecular Mechanisms of Mutagenesis*. 1999;424:83-95
- Pedersen BK, Toft AD. Effects of exercise on lymphocytes and cytokines. *British Journal of Sports Medicine*. 2000;34:246-251
- Raingaud J, Gupta S, Rogers JS, Dickens M, Han J, Ulevitch RJ, Davis RJ. Pro-inflammatory cytokines and environmental stress cause p38 mitogen-activated protein kinase activation by dual phosphorylation on tyrosine and threonine. *Journal of Biological Chemistry*. 1995;270:7420-7426
- Rajakariar R, Yaqoob MM, Gilroy DW. Cox-2 in inflammation and resolution. *Molecular interventions*. 2006;6:199
- Rubartelli A, Lotze MT. Inside, outside, upside down: Damage-associated molecular-pattern molecules (damps) and redox. *Trends in immunology*. 2007;28:429-436
- Salzman R, PÁCAL L, Tomandl J, Kaňková K, Tothova E, Gál B, Kostřica R, Salzman P. Elevated malondialdehyde correlates with the extent of primary tumor and predicts poor prognosis of oropharyngeal cancer. *Anticancer research*. 2009;29:4227
- Sinha P, Clements VK, Fulton AM, Ostrand-Rosenberg S. Prostaglandin e2 promotes tumor progression by inducing myeloid-derived suppressor cells. *Cancer research*. 2007;67:4507
- Tretter L, Adam-Vizi V. Alpha-ketoglutarate dehydrogenase: A target and generator of oxidative stress. *Philosophical Transactions of the Royal Society B: Biological Sciences*. 2005;360:2335-2345
- Wang M, Dhingra K, Hittelman WN, Liehr JG, de Andrade M, Li D. Lipid peroxidation-induced putative malondialdehyde-DNA adducts in human breast tissues. *Cancer Epidemiology Biomarkers & Prevention*. 1996;5:705-710

Recovery

- Blomstrand E, Hassmen P, Ekblom B, Newsholme E. Administration of branched-chain amino acids during sustained exercise—effects on performance and on plasma concentration of some amino acids. *European journal of applied physiology and occupational physiology*. 1991;63:83-88
- Bloomer RJ, Tschume LC, Smith WA. Glycine propionyl-L-carnitine modulates lipid peroxidation and nitric oxide in human subjects. *International journal for vitamin and nutrition research*. 2009;79:131-141
- Febbraio MA, Ott P, Nielsen HB, Steensberg A, Keller C, Krstrup P, Secher NH, Pedersen BK. Exercise induces hepatosplanchnic release of heat shock protein 72 in humans. *The Journal of physiology*. 2002;544:957-962
- Gomez-Cabrera M-C, Domenech E, Romagnoli M, Arduini A, Borras C, Pallardo FV, Sastre J, Viña J. Oral administration of vitamin c decreases muscle mitochondrial biogenesis and hampers training-induced adaptations in endurance performance. *The American journal of clinical nutrition*. 2008;87:142-149
- Greer BK, White JP, Arguello EM, Haymes EM. Branched-chain amino acid supplementation lowers perceived exertion but does not affect performance in untrained males. *The Journal of Strength & Conditioning Research*. 2011;25:539-544
- Gualano A, Bozza T, De Campos PL, Roschel H, Costa ADS, Marquezi ML, Benatti F, Junior AHL. Branched-chain amino acids supplementation enhances exercise capacity and lipid oxidation during endurance exercise after muscle glycogen depletion. *The Journal of sports medicine and physical fitness*. 2011:82-88
- Hampf JS, Taylor CA, Johnston CS. Vitamin c deficiency and depletion in the united states: The third national health and nutrition examination survey, 1988 to 1994. *American Journal of Public Health*. 2004;94:870
- Howatson G, Hoad M, Goodall S, Tallent J, Bell PG, French DN. Exercise-induced muscle damage is reduced in resistance-trained males by branched chain amino acids: A randomized, double-blind, placebo controlled study. *J Int Soc Sports Nutr*. 2012;9:20
- Naito H, Powers SK, Demirel HA, Aoki J. Exercise training increases heat shock protein in skeletal muscles of old rats. *Medicine and science in sports and exercise*. 2001;33:729-734
- Nelson AR, Phillips SM, Stellingwerff T, Rezi S, Bruce SJ, Breton I, Thorimbert A, Guy PA, Clarke J, Broadbent S. A protein-leucine supplement increases branched-chain amino acid and nitrogen turnover but not performance. *Med Sci Sports Exercise*. 2012;44:57-68
- Nicastro H, da Luz CR, Chaves DFS, Bechara LRG, Voltarelli VA, Rogero MM, Lancha AH. Does branched-chain amino acids supplementation modulate skeletal muscle remodeling through inflammation modulation? Possible mechanisms of action. *Journal of nutrition and metabolism*. 2012;2012
- Owen OE, Kalhan SC, Hanson RW. The key role of anaplerosis and cataplerosis for citric acid cycle function. *Journal of Biological Chemistry*. 2002;277:30409-30412
- PEYROLIER K, HAJDUCH E, Blair A, HYDE R, Hundal H. L-leucine availability regulates phosphatidylinositol 3-kinase, p70 s6 kinase and glycogen synthase kinase-3 activity in l6 muscle cells: Evidence for the involvement of the mammalian target of rapamycin (mTOR) pathway in the l-leucine-induced up-regulation of system a amino acid transport. *Biochem. J*. 2000;350:361-368
- Platell C, Kong SE, McCauley R, Hall JC. Branched-chain amino acids. *Journal of gastroenterology and hepatology*. 2000;15:706-717
- Ristow M, Zarse K, Oberbach A, Klötting N, Birringer M, Kiehntopf M, Stumvoll M, Kahn CR, Blüher M. Antioxidants prevent health-promoting effects of physical exercise in humans. *Proceedings of the National Academy of Sciences*. 2009;106:8665-8670
- Salo DC, Donovan CM, Davies KJ. Hsp70 and other possible heat shock or oxidative stress proteins are induced in skeletal muscle, heart, and liver during exercise. *Free Radical Biology and Medicine*. 1991;11:239-246
- Shimizu N, Yoshikawa N, Ito N, Maruyama T, Suzuki Y, Takeda S-i, Nakae J, Tagata Y, Nishitani S, Takehana K. Crosstalk between glucocorticoid receptor and nutritional sensor mtor in skeletal muscle. *Cell metabolism*. 2011;13:170-182
- Shimomura Y, Murakami T, Nakai N, Nagasaki M, Harris RA. Exercise promotes bcaa catabolism: Effects of bcaa supplementation on skeletal muscle during exercise. *The Journal of nutrition*. 2004;134:1583S-1587S
- Takeda K, Machida M, Kohara A, Omi N, Takemasa T. Effects of citrulline supplementation on fatigue and exercise performance in mice. *Journal of nutritional science and vitaminology*. 2011;57:246-250
- Ventura-Clapier R, Garnier A, Veksler V. Transcriptional control of mitochondrial biogenesis: The central role of pgc-1α. *Cardiovascular research*. 2008;79:208-217

Muscle Formula

Whey Protein

Jakubowics, D., Froy, O. Biochemical and Metabolic Mechanisms by Which Dietary Whey Protein May Combat Obesity and Type 2 Diabetes. *Journal of Nutritional Biochemistry*. 2012.

Sheikhholeslami Vatani D, Ahmadi Kani Golzar F. Changes in antioxidant status and cardiovascular risk factors of overweight young men after six weeks supplementation of whey protein isolate and resistance training. *Appetite*. 2012 Dec;59(3):673-8.

Natural Testosterone

Al-Ali M, Wahbi S, Twajj H, Al-Badr A. Tribulus terrestris: preliminary study of its diuretic and contractile effects and comparison with *Zea mays*. *J Ethnopharmacol*. 2003 Apr;85(2-3):257-60.

Arushanian EB, Baida OA, Mastiagin SS, Popova AP, Shikina IB. [Effect of eleutherococcus on short-term memory and visual perception in healthy humans] *Eksp Klin Farmakol*. 2003 Sep-Oct;66(5):10-3. Russian.

Gauthaman K, Ganesan AP. The hormonal effects of Tribulus terrestris and its role in the management of male erectile dysfunction—an evaluation using primates, rabbit and rat. *Phytomedicine*. 2008 Jan;15(1-2):44-54.

Gonzales GF, Cordova A, Vega K, Chung A, Villena A, Gonez C, Castillo S. Effect of *Lepidium meyenii* (MACA) on sexual desire and its absent relationship with serum testosterone levels in adult healthy men. *Andrologia*. 2002 Dec;34(6):367-72.

Rowland DL, Tai W. A review of plant-derived and herbal approaches to the treatment of sexual dysfunctions. *J Sex Marital Ther*. 2003 May-Jun;29(3):185-205

Shukla KK, Mahdi AA, Ahmad MK, Shankwar SN, Rajender S, Jaiswar SP. *Mucuna pruriens* improves male fertility by its action on the hypothalamus-pituitary-gonadal axis. *Fertil Steril*. 2009 Dec;92(6):1934-40

Singh S, Nair V, Gupta YK. Evaluation of the aphrodisiac activity of Tribulus terrestris Linn. in sexually sluggish male albino rats. *J Pharmacol Pharmacother*. 2012 Jan;3(1):43-7

Tambi MI, Imran MK, Henkel RR. Standardised water-soluble extract of *Eurycoma longifolia*, Tongkat ali, as testosterone booster for managing men with late-onset hypogonadism? *Andrologia*. 2012 May;44 Suppl 1:226-30. doi: 10.1111/j.1439-0272.2011.01168.x

Zhang ZB, Yang QT. The testosterone mimetic properties of icariin. *Asian J Androl*. 2006 Sep;8(5):601-5

EstroFreeze

. Bylund A, Saarinen N, Zhang JX, et al. Anticancer effects of a plant lignan 7-hydroxymatairesinol on a prostate cancer model in vivo. *Exp Biol Med (Maywood)*. 2005 Mar;230(3):217-23. [PMID: 15734725]

Barlow RN, Johnson JP. Fact sheet on the phytoestrogen enterolactone. *Breast Cancer & The Environment Research Centers*. 2007 Nov;31-37. http://www.zerobreastcancer.org/research/bcerc_factsheets_phytoestrogen_enl.pdf. Accessed October 19, 2012

Böttner M, Christoffel J, Wuttke W. Effects of long-term treatment with 8-prenylnaringenin and oral estradiol on the GH-IGF-1 axis and lipid metabolism in rats. *J Endocrinol*. 2008 Aug;198(2):395-401. [PMID: 18499805]

Bowe J, Li XF, Kinsey-Jones J, et al. The hop phytoestrogen, 8-prenylnaringenin, reverses the ovariectomy-induced rise in skin temperature in an animal model of menopausal hot flashes. *J Endocrinol*. 2006 Nov;191(2):399-405. [PMID: 17088409]

Brooks JD, Thompson LU. Mammalian lignans and genistein decrease the activities of aromatase and 17beta-hydroxysteroid dehydrogenase in MCF-7 cells. *J Steroid Biochem Mol Biol*. 2005 Apr;94(5):461-67. [PMID: 15876411]

Brunelli E, Pinton G, Chianale F, et al. 8-Prenylnaringenin inhibits epidermal growth factor-induced MCF-7 breast cancer cell proliferation by targeting phosphatidylinositol-3-OH kinase activity. *J Steroid Biochem Mol Biol*. 2009 Feb;113(3-5):163-70. [PMID: 19103290]

Burnett-Bowie SA, McKay EA, Lee H, et al. Effects of aromatase inhibition on bone mineral density and bone turnover in older men with low testosterone levels. *J Clin Endocrinol Metab*. 2009 Dec;94(12):4785-92. [PMID: 19820017]

Burnett-Bowie SA, McKay EA, Lee H, et al. Effects of aromatase inhibition on bone mineral density and bone turnover in older men with low testosterone levels. *J Clin Endocrinol Metab*. 2009 Dec;94(12):4785-92. [PMID: 19820017]

Cosentino M, Marino F, Ferrari M, et al. Estrogenic activity of 7-hydroxymatairesinol potassium acetate (HMR/lignan) from Norway spruce (*Picea abies*) knots and of its active metabolite enterolactone in MCF-7 cells. *Pharmacol Res*. 2007 Aug;56(2):140-47. [PMID: 17572100]

Delmulle L, Bellahcène A, Dhooze W, et al. Anti-proliferative properties of prenylated flavonoids from hops (*Humulus lupulus* L.) in human prostate cancer cell lines. *Phytomedicine*. 2006 Nov;13(9-10):732-34. [PMID: 16678392]

Di Vito C, Bertoni A, Nalin M, et al. The phytoestrogen 8-prenylnaringenin inhibits agonist-dependent activation of human platelets. *Biochim Biophys Acta*. 2012 Nov;1820(11):1724-33. [PMID: 22766195]

Erkkola R, Vervarcke S, Vansteelandt S, et al. A randomized, double-blind, placebo-controlled, cross-over pilot study on the use of a standardized hop extract to alleviate menopausal discomforts. *Phytomedicine*. 2010 May;17(6):389-96. [PMID: 20167461]

Hemachandra LP, Madhubhani P, Chandrasena R, et al. Hops (*Humulus lupulus*) inhibits oxidative estrogen metabolism and estrogen-induced malignant transformation in human mammary epithelial cells (MCF-10A). *Cancer Prev Res (Phila)*. 2012 Jan;5(1):73-81. [PMID: 21997247]

Heyerick A, Vervarcke S, Depypere H, et al. A first prospective, randomized, double-blind, placebo-controlled study on the use of a standardized hop extract to alleviate menopausal discomforts. *Maturitas*. 2006 May 20;54(2):164-75. [PMID: 16321485]

HMRlignan™—Direct Enterolactone Precursor [press release]. Locarno, Switzerland and Easton, PA: Linnea SA; August 17, 2005. http://www.hmrlignan.com/images/PressRelease_Launch.pdf. Accessed October 24, 2012.

Kangas L, Saarinen N, Mutanen M, et al. Antioxidant and antitumor effects of hydroxymatairesinol (HM-3000, HMR), a lignan isolated from the knots of spruce. *Eur J Cancer Prev*. 2002 Aug;11 Suppl 2:S48-57. [PMID: 12570335]

Miura D, Saarinen NM, Miura Y, et al. Hydroxymatairesinol and its mammalian metabolite enterolactone reduce the growth and metastasis of subcutaneous AH109A hepatomas in rats. *Nutr Cancer*. 2007;58(1):49-59. [PMID: 17571967]

Miyamoto M, Matsushita Y, Kiyokawa A, et al. Prenylflavonoids: a new class of non-steroidal phytoestrogen (Part 2). Estrogenic effects of 8-isopentenylaringenin on bone metabolism. *Planta Med*. 1998 Aug;64(6):516-19. Erratum in: *Planta Med*. 1998 Dec;64(8):769. [PMID: 9741296]

Monteiro R, Faria A, Azevedo I, et al. Modulation of breast cancer cell survival by aromatase inhibiting hop (*Humulus lupulus* L.) flavonoids. *J Steroid Biochem Mol Biol*. 2007 Jun-Jul;105(1-5):124-30. [PMID: 17643984]

Olsen A, Knudsen KE, Thomsen BL, et al. Plasma enterolactone and breast cancer incidence by estrogen receptor status. *Cancer Epidemiol Biomarkers Prev*. 2004 Dec;13(12):2084-9. [PMID: 15598765]

Overk CR, Yao P, Chadwick LR, et al. Comparison of the in vitro estrogenic activities of compounds from hops (*Humulus lupulus*) and red clover (*Trifolium pratense*). *J Agric Food Chem*. 2005 Aug 10;53(16):6246-53. [PMID: 16076101]

Rimoldi G, Christoffel J, Wuttke W. Morphologic changes induced by oral long-term treatment with 8-prenylnaringenin in the uterus, vagina, and mammary gland of castrated rats. *Menopause*. 2006 Jul-Aug;13(4):669-77. [PMID: 16837889]

Sehmisch S, Hammer F, Christoffel J, et al. Comparison of the phytohormones genistein, resveratrol and 8-prenylnaringenin as agents for preventing osteoporosis. *Planta Med*. 2008 Jun;74(8):794-801. [PMID: 18537073]

Udani J, Hardy M. 7-Hydroxymatairesinol (7-HMR) New pharmacokinetic data and effect on enterolactone metabolites and hot flashes in menopausal women. *Scripps Integrative Medicine 5th Annual Natural Supplements Conference*; January 17-20, 2008; San Diego, CA. <http://www.hmrlignan.com/images/Research.pdf>. Accessed October 19, 2012.

van Meeuwen JA, Nijmeijer S, Mutarapat T, et al. Aromatase inhibition by synthetic lactones and flavonoids in human placental microsomes and breast fibroblasts—a comparative study. *Toxicol Appl Pharmacol*. 2008 May 1;228(3):269-76. [PMID: 18201740]